


GMCC
用芯创造未来

ROTARY COMPRESSOR 2020

旋转式压缩机
产品手册



GMCC
CREATE FUTURE WITH CORE

本资料相关技术数据仅供参考，实际数据以我司最新的产品规格书为准
The data of this catalog is for reference only, the actual data is subject to
the latest specification document
品牌整合推广：川上（中国）品牌管理有限公司 020-34354269



环保纸张
可回收资源
Recyclable
Made From Recycled Content

本手册印制于2019年12月，欲了解最新产品技术信息，请访问GMCC官方网站：www.gmcc-welling.com
This manual was printed in Dec. 2019. For technical details about the latest products, please visit GMCC website: www.gmcc-welling.com

CONTENTS 目录

01

公司简介
COMPANY PROFILE

07


智能制造
SMART MANUFACTURE

09

绿色潜能
GREEN POTENTIALS

16

产品应用领域
PRODUCT APPLICATION FIELD



17

环保冷媒空调压缩机
GREEN REFRIGERANT
COMPRESSOR

23


变频空调压缩机
INV COMPRESSOR

25

R410A定速空调压缩机
R410A AIR-CONDITIONER
COMPRESSOR

38

制冷量测试条件
REFRIGERATING CAPACITY
TEST CONDITION



03

绿色里程
GREEN MILE

11

品牌影响力
BRAND INFLUENCE

13

产品命名规则
TYPE DESIGNATION



30

R22定速空调压缩机
R22 AIR-CONDITIONER
COMPRESSOR

39

压缩机标准包装
COMPRESSOR
STANDARD PACKAGE

40

联系我们
CONTACT US

05

绿色科技
GREEN TECHNOLOGY

15

压缩机产品系列型谱
COMPRESSOR SERIES LINEUP

34

T3空调压缩机
T3 AIR-CONDITIONER
COMPRESSOR

40

压缩机标准附件
COMPRESSOR
ACCESSORIES



37

除湿机用压缩机
DEHUMIDIFIER COMPRESSOR

COMPANY PROFILE

公司简介

世界知名品牌的核芯之选
A core choice for well-known brands around the world

我们的企业 Company

GMCC于1995年创建于广东顺德，是一家专业化研发、生产、销售旋转式、往复等冷冻冷藏、环境空气调节用压缩机的精密制造企业；

Founded in 1995, GMCC is a precision manufacturing company engaged in R&D, production and sales of rotary compressor and reciprocating compressor for cold storage and air conditioning.

我们的产品应用 Product

产品广泛应用于中央空调、家用电器和汽车等领域，如各类空调、冰箱、冷柜、热泵热水器、除湿机、干衣机、冷藏汽车、饮水机设备等；

The products are widely used in the fields of central air conditioner, household appliances and automobiles, such as air conditioners, refrigerators, refrigerated cabinets, heat-pump water-heaters, dehumidifiers, dryers, refrigerated cars, water dispensing equipment, etc.

我们的体系 Market

GMCC在全球拥有五大研发试验中心，5个工厂；2019冷年产销空调压缩机7250万台、冰箱压缩机2727万台。

Five R&D centers and five plants around the globe, GMCC achieved production and sales of 72.5 million sets of A/C compressor and 27.27 million sets of refrigerator compressor in 2019 refrigeration year.

五大研发试验中心，已获得共2700多项专利

5 R&D centers, 2700 patents



顺德 Shunde

合肥 Hefei

印度 India

欧洲 Europe

日本 Japan

5个智能工厂，400多台工业机器人

5 intelligent factories, 400+ industrial robots



广东顺德（大良）
Shunde, Guangdong

广东顺德（容桂）
Shunde, Guangdong

安徽合肥
Hefei, Anhui

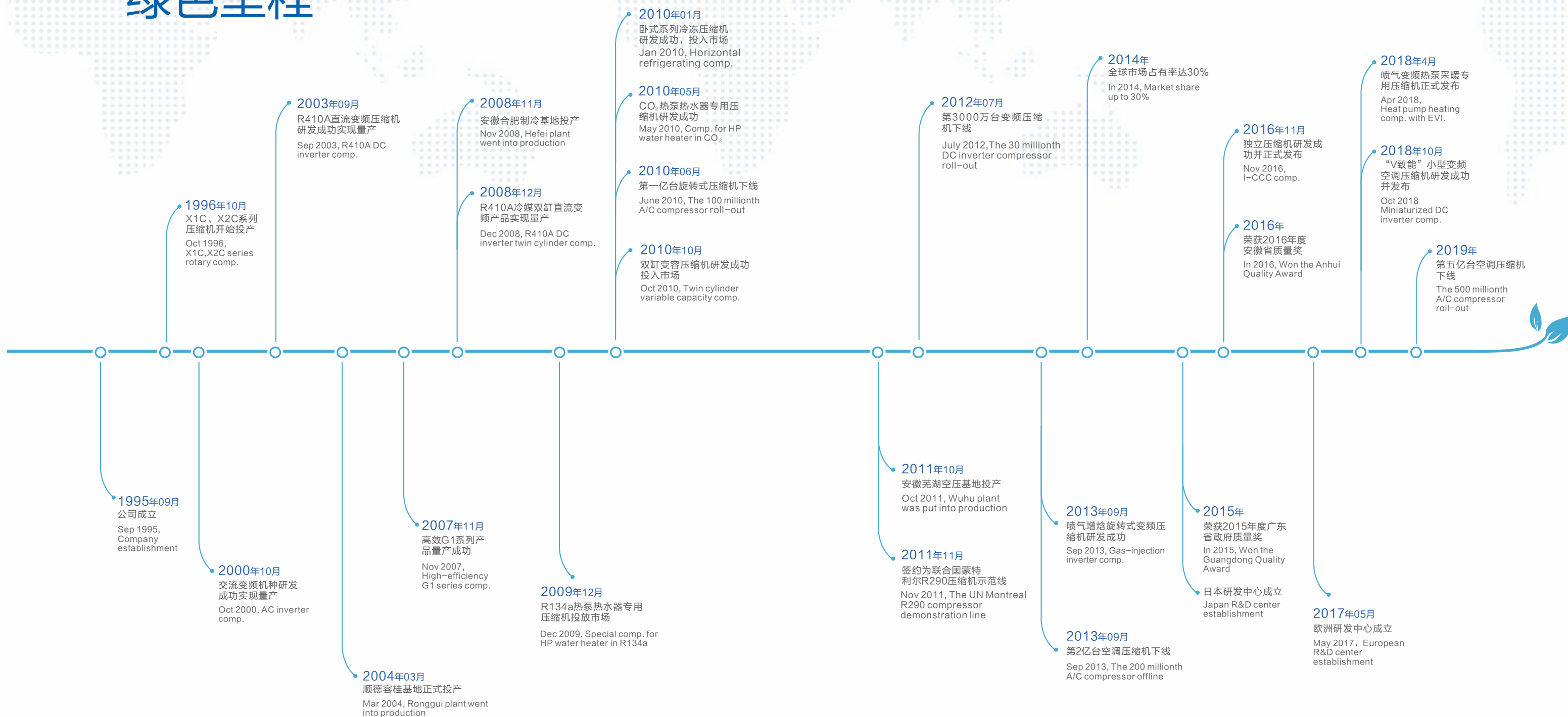
安徽芜湖
Wuhu, Anhui

印度浦那
Pune, India

GMCC

GREEN MILE

绿色里程



GREEN TECHNOLOGY

绿色科技

GMCC产品能效每年提升3%，为世界各地提供高效、节能、环保、低噪的绿色压缩机动力核心。

With energy efficiency of GMCC products improved by 3% every year, GMCC provides customers worldwide with high-efficiency, eco-friendly, and low-noise green compressor cores.

创新驱动

Innovation Driven

为保持核心科技竞争力，GMCC持续投入大量科研资源，其研发测试中心配备了400多套价值超过2亿元的全套实验测试分析系统和实验室，通过国家实验室认证和UL CTDP认证。

In order to maintain its core technologic competitiveness, GMCC continues to invest a large amount of resources to scientific research. Its R&D testing center is equipped with more than 400 sets of experimental test and analysis systems and laboratories worth over 200 million Yuan. The center is both CNAS and UL CTDP certificated.

技术路线

Technical Route

GMCC坚持绿色科技路线，不断在环保、高效、小型、智能和静音等方面进行技术研发和产品升级。与10年前相比，GMCC压缩机如今的能效提升超过10%，每年可节省50亿度电，相当于1/9个大亚湾核电站。

Persisting in green technologic route, GMCC continues to develop and upgrade its products regarding eco-friendliness, efficiency, size, intelligence and noise. Compared with products 10 years ago, the energy efficiency of present GMCC compressors has been improved by more than 10%, and 5 billion kilowatt hour can be saved each year which is equal to 1/9 of the energy generated by Daya Bay Nuclear Power Plant.



绿色芯

Green Core

GMCC始终坚持研究环保冷媒应用，近十年来先后率先推出R407C、R410A、CO₂、R290和R32等环保冷媒压缩机产品。其R290压缩机联合国示范生产线已于2014年底成功验收，正为世界各地量产型谱全面、应用广泛的R290压缩机。

GMCC has long been involved in research and application of environment-friendly refrigerants, and has successively released the first compressor products featuring R407C, R410A, CO₂, R290, R32 and other green refrigerants in the past decade. Its United Nations exemplary R290 compressor production line passed acceptance inspection at the end of 2014, and is now producing widely-used R290 compressors of various types and models in large volumes for customers from all over the world.



智慧芯

Wisdom Core

早在2003年，GMCC就推出了R410A直流变频压缩机。近年来，GMCC不断创新研发节能变频技术，先后推出双缸变频、变频变容、喷气增焓、全能耦合和独立压缩等新品，为空调行业的变频化发展不断贡献力量。

GMCC launched the first R410A DC inverter compressor as early as 2003. In recent years, thanks to its consistent efforts in innovation and R&D on energy-saving inverter technologies, GMCC has successively rolled out new products featuring technologies such as double-cylinder frequency conversion, variable frequency and capacitance, enhanced vapor injection, all-round coupling, independent compression, etc., and in this way, GMCC has been constantly making its contribution to the popularization of frequency conversion technologies in the air conditioning industry.



I-CCC 独立压缩

I-CCC

I-CCC是GMCC近年来的明星产品之一，独立压缩技术创新空调能效解决之道，通过独立压缩闪发气体有效改善喷气循环能效，实现变频空调系统APF能效提升11%以上。

I-CCC is one of the star products of GMCC in recent years. The independent compression technology innvates the energy-efficient solution of air conditioners. With the aid of independent compression of flash gas, the energy efficiency of jet cycle is effectively improved, and the APF energy efficiency of the inverter air-conditioning system is thereby increased by more than 11%.



SMART MANUFACTURE

智能制造



不断提高精益制造水平，创新生产工艺，打造智能工厂，GMCC生产效率每年提升10%以上。

With continuous increased refined manufacturing level, innovative production process, and intelligent plant, GMCC's production efficiency gets more than 10% improvement each year.

(一) 信息化

一体化精益信息体系，全面支撑业务。GMCC 建成以计划驱动、采购协同、物流配合、制造执行的闭环制造协同体系，初步实现集成化、可视化、信息化的敏捷型数字工厂，产品交期、库存和操作人员大幅减少。



(A) Informatization

An integral lean information system lays a solid foundation for GMCC's entire business. GMCC has constructed a closed-loop manufacturing collaboration system featuring plan driving, purchase synergy, logistic coordination and manufacturing execution, and achieved a prototype of an agile digital factory boasting integration, visualization and informatization, thereby significantly reducing product delivery time, stock as well as the number of operators.

(二) 自动化

GMCC规模化应用人机交互作业，以RGV代替人工推送物料，视觉CGV代替人工识别，通过物流自动化、生产自动化和检测自动化，在压缩机生产中完成了自动化系统突破，使GMCC在规模、效率、品质、成本等各方面获得更大提升。




(B) Automation

GMCC applies man-machine interactive operation in large scale. With manual material pushing replaced by RGV, manual recognition replaced by visual CGV, and logistics/production/test automated, compressor production becomes automated, and GMCC scale, efficiency, quality, and cost obtain significant improvement.

(三) 品质管控

GMCC建立起了科学、准确、高效的产品检验体系，以保证产品的卓越品质。经过至少81道检验测试的磨练，通过2000小时以上持续运行的考察，GMCC产品的性能和品质得到了充分的验证，低于9PPM的产品工程下线率，保障压缩机在恶劣工况下10年强劲运行。



(C) Quality control

GMCC builds a scientific, accurate, and efficient product inspection system to ensure product quality. With more than 81 tests and more than 2000h continuous running, GMCC product performance and quality get sufficient guarantee, the engineering offline rate below 9PPM, ensuring that the compressors can run 10 years long under extreme conditions.

(四) 节能减排

GMCC建立了完善的能源管理制度，将能源消耗指标纳入部门考核中。通过中水回用、中央空调节能改造、生物质锅炉节能改造、空压机集成控制改造、中外炉余热利用改造等项目，年动力费单耗下降2%。



(D) Energy saving and emission reduction

GMCC has established perfect energy management systems, and the energy consumption indices are integrated to department check. GMCC promotes projects in production such as use of reclaimed water, energy-saving rebuilding of central air conditioning, energy-saving rebuilding of biomass boilers, rebuilding of compressor integration control, rebuilding of residual heat of boilers and so on. GMCC's yearly unit expenditure on power decreases by 2%.

GREEN POTENTIALS

绿色潜能

GMCC坚持可持续发展和绿色发展，提升产品综合竞争力，与上下游合作伙伴携手激发产业链潜能。

GMCC persists in sustainable development and green development to improve comprehensive competitiveness of products and cooperates with upstream and downstream partners to stimulate potential energy of the industry chain.

(一) 产学研智冷链

GMCC与国内外整机厂商、配套供应商、研究机构及高等院校等保持紧密交流，从理论分析、部品材料、系统设计和研发设备等方面深入协作，构建制冷产业链的产学研合作，输出群体智慧，全面开发和应用压缩机创新技术。

(A) Cold chain of production, university, research, and intelligence

GMCC maintains close exchanges with machine manufacturers, supporting suppliers, research institutes and colleges and universities both at home and abroad, implements in-depth cooperation in terms of theoretical analysis, parts and materials, system design and R&D equipment to build a production/university/research cooperation of the cooling industry, and outputs group wisdom to fully develop and apply compressor innovations.

(二) 客户战略合作

GMCC构建客户导向型技术研发体系，积极与客户建立联合实验室，配套开发技术，推进快速投市。近年来，GMCC独立压缩技术、喷气增焓技术、R290和R32环保冷媒技术分别助力客户在绿色智能家电市场赢得先机。

(B) Strategic cooperation with customers

GMCC builds a customer-oriented technical R&D system and founds a laboratory with customers to quicken listing using the laboratory and supporting development technologies. In recent years, the independent compression technology of GMCC, jet enthalpy technology, and R290 and R32 eco-friendly refrigerant technology help customers win opportunities in the green and intelligent household appliances market.

(三) 精益价值链

GMCC一贯强调产业链价值增值，与全链供应商深度合作，分享精益管理与技术、最新市场信息等，协助供应商不断改进品质、提升管理水平、享受精益成果。以此更形成链条合力，打造出更大规模、多赢的体系化竞争优势。

(C) Lean value chain

GMCC has always emphasized the value added in the industry chain, and cooperated deeply with the whole chain suppliers to share lean management and technology, the latest market information, etc., and to help suppliers continuously improve quality, promote management level and enjoy lean results. In this way, the chains will be combined to create a larger and multi-win systematic competitive advantage.

BRAND INFLUENCE

品牌影响力

GMCC坚持在全球制冷行业平台分享技术和产品，为世界家电提供节能、环保、高效、可靠的核心部件。

GMCC always shares technologies and products through the global cooling industry platform, and provides the household industry with core components that are energy efficient, eco-friendly, efficient, and reliable.

(一) 全球巡展

数年来持续以绿色创新、技术领先形象亮相的GMCC，已成为全球各大制冷展会的一道特色风景线。从中国出发，历经美国AHR、意大利MCE、德国CHILLVENTA、印度ACREX、泰国RHVAC和巴西FEBRAVA等全球重量级展会，GMCC品牌印记遍布全球。

(A) Global Tour

Over the past few years, GMCC has been continuing with a green innovative and technical leading image, and has become a unique landscape in different major refrigeration shows around the world. Starting from China, GMCC leaves its brand mark in heavyweight exhibitions all over the world, including American AHR, Italian MCE, Germanic CHILLVENTA, Indian ACREX, Thailand RHVAC, and Brazilian FEBRAVA.



(二) 行业分享

作为行业技术先锋，GMCC近年来不断受邀成为国际天然制冷剂大会、亚洲制冷与空调大会、中国家电技术大会、中国制冷学术年会及中国家电产业链大会等行业平台的协办单位，探讨行业技术发展方向，分享创新技术成果，推动行业技术升级。

(B) Industry Sharing

As a technologic pioneer in the industry, GMCC has been continuously invited in recent years as a co-organizer of the IIR-Gustav Lorentzen Conference on Natural Refrigerants, Asian Conference on Refrigeration and Air-Conditioning, China Household Appliances Technology Conference, Annual Meeting on Refrigeration of China, and Industrial Chain Conference on Household Appliances of China, discussing technical development direction of the industry, sharing technological achievements of innovations, and promoting technology upgrade of the industry.



(三) 联合营销

GMCC与客户保持深度战略合作，进行联合市场营销，合作推广品牌和产品。2013年，GMCC推出空调压缩机“十年包换”品质服务政策；同年联合TCL推出“十年包换”落地服务，为彼此市场拓展和品牌形象带来重大价值。

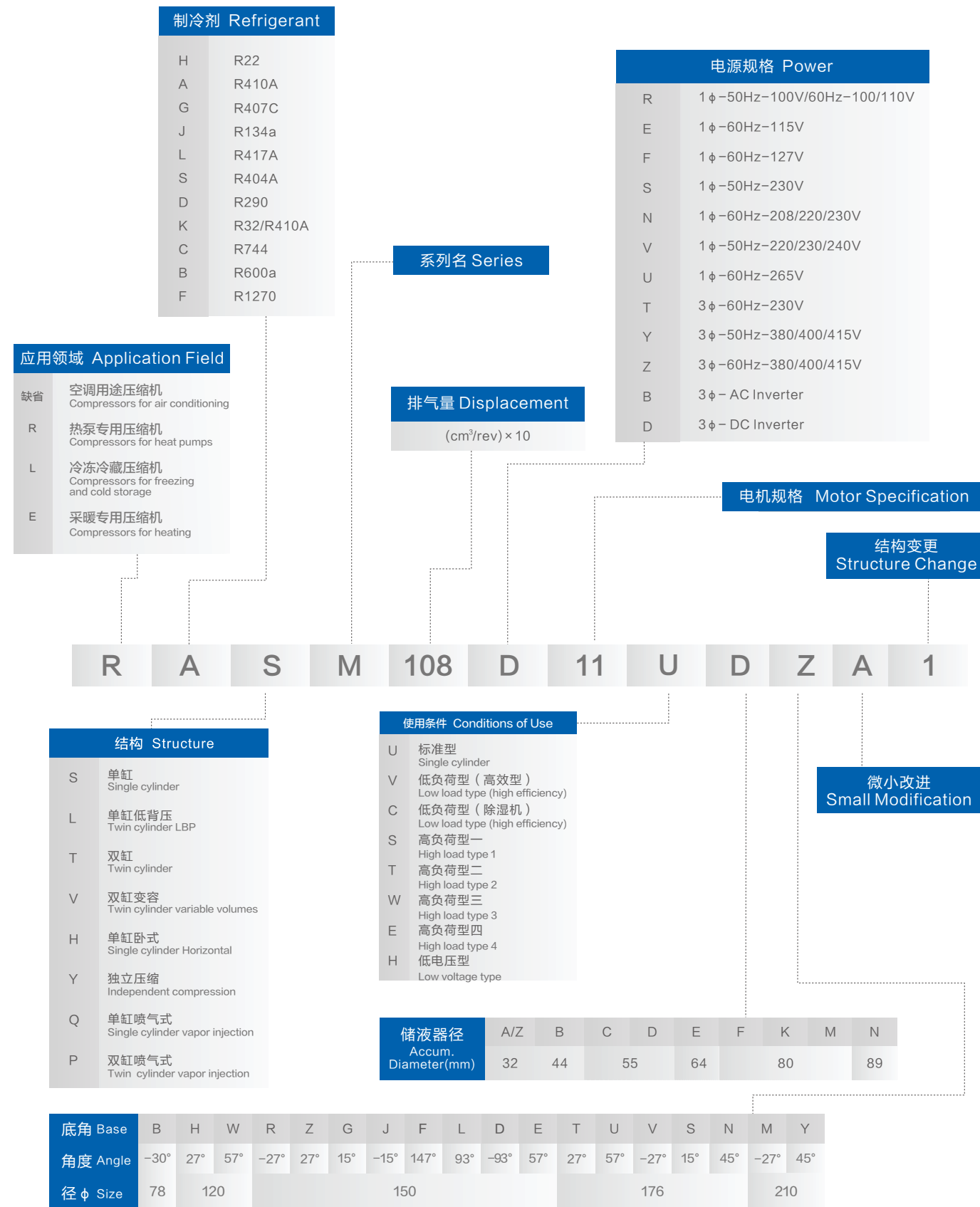
(C) Joint Marketing

GMCC maintains in-depth strategic cooperation with its customers and conducts joint marketing to promote brands and products. In 2013, GMCC launched its "10-year replacement" service policy for air-conditioning compressors. In the same year, GMCC cooperated with TCL to launch the "10-year replacement" door-to-door service, bringing significant value to mutual market expansion and brand image.



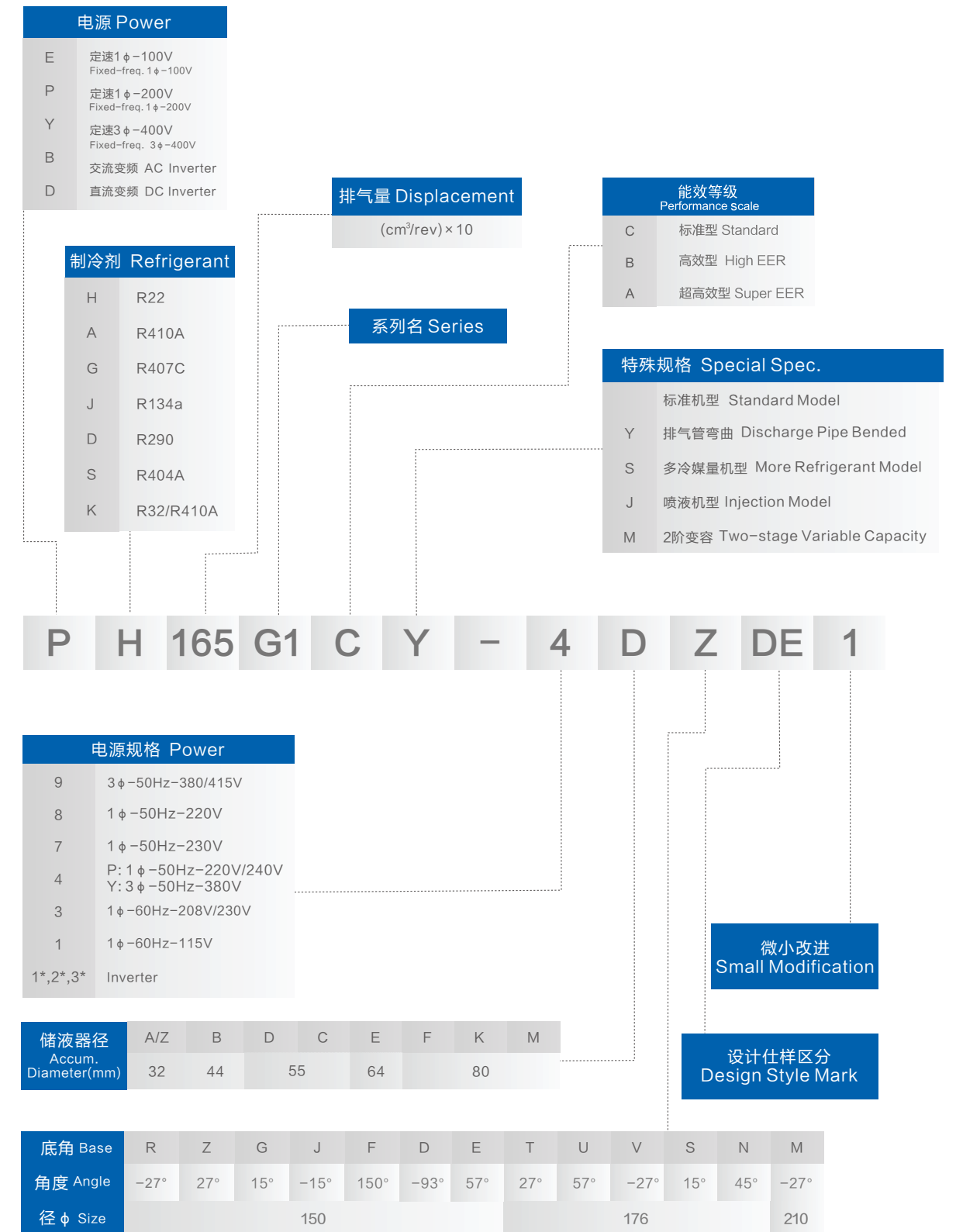
压缩机命名规则 (一)

TYPE DESIGNATION(A)



压缩机命名规则 (二)

TYPE DESIGNATION(B)



压缩机产品系列型谱
COMPRESSOR SERIES LINEUP

产品类别 Type			压缩机能力范围 Compressor capacity range																	认证 Certificate			
冷媒 Refrigerant	频率 Frequency	电压 Voltage	kw kBTu/h	1.0 3.4	2.0 6.8	3.0 10.2	4.0 13.6	5.0 17.1	6.0 20.5	7.0 23.9	8.0 27.3	9.0 30.7	10.0 34.1	11.0 37.5	12.0 40.9	13.0 44.3	14.0 47.7	15.0 51.2	16.0 54.6		17.0 58.0	18.0 61.4	19.0 64.8
R22	50Hz	220/240V	[Bar chart showing capacity range from ~3.4 to ~58.0 kw]																	(4900~52200 BTU/h)	CCC TUV		
		T3 220/240V	[Bar chart showing capacity range from ~6.8 to ~17.1 kw]																	(12000~26000 BTU/h)	TUV		
	60Hz	208/230V	[Bar chart showing capacity range from ~3.4 to ~17.1 kw]																	(5600~27600 BTU/h)	UL CUL		
		T3 208/230V	[Bar chart showing capacity range from ~6.8 to ~17.1 kw]																	(14000~26800 BTU/h)	TUV		
R410A	50Hz	220/240V	[Bar chart showing capacity range from ~3.4 to ~17.1 kw]																	(3000~62600 BTU/h)	TUV CCC		
		T3	[Bar chart showing capacity range from ~6.8 to ~17.1 kw]																	(12000~36000 BTU/h)	TUV		
	60Hz	115V	[Bar chart showing capacity range from ~3.4 to ~6.8 kw]																	(5000~15500 BTU/h)GX	UL CUL		
		208/230V	[Bar chart showing capacity range from ~3.4 to ~17.1 kw]																	(5300~37000 BTU/h)	UL CUL		
		T3	[Bar chart showing capacity range from ~6.8 to ~17.1 kw]																	(10000~32500 BTU/h)	TUV		
		DC Inverter	[Bar chart showing capacity range from ~3.4 to ~17.1 kw]																	(7600~63000 BTU/h)	TUV CCC		
R134a	50Hz	220/240V	[Bar chart showing capacity range from ~3.4 to ~6.8 kw]																	(2800~13700 BTU/h)	TUV CCC		
R404A	50Hz	220/240V	[Bar chart showing capacity range from ~3.4 to ~6.8 kw]																	(2800~4500 BTU/h)	-		
R290	50Hz	220/240V	[Bar chart showing capacity range from ~3.4 to ~6.8 kw]																	(7600~21000 BTU/h)	TUV CCC		
	DC Inverter	[Bar chart showing capacity range from ~3.4 to ~6.8 kw]																	(9800~15000 BTU/h)	TUV CCC			
R32	50Hz	220/240V	[Bar chart showing capacity range from ~3.4 to ~6.8 kw]																	(3900~30500 BTU/h)	TUV CCC		
	DC Inverter	[Bar chart showing capacity range from ~3.4 to ~6.8 kw]																	(7000~47000 BTU/h)	TUV CCC			

PRODUCT APPLICATION FIELD

产品应用领域



环保冷媒空调压缩机 GREEN REFRIGERANT COMPRESSOR

系列 Series	代表机型 Typical Model	排量 Displ. (cc)	制冷量 Cooling Capacity (W) (Btu/h)	功率 Power (W)	能效比 COP (W/W)	电容 Capacitor (μ F/V)	压缩机高度 Compressor Height (mm)	排气管内径 Discharge Pipe ID (mm)	回气管内径 Suction Pipe ID (mm)	备注 Remark
--------------	-----------------------	----------------------	--	--------------------	---------------------	---------------------------------	------------------------------------	------------------------------------	----------------------------------	--------------

R290

1 ϕ -50Hz-220/240V

测试条件: ASH Test Condition: ASH

系列	代表机型	排量	制冷量	功率	能效比	电容	压缩机高度	排气管内径	回气管内径	备注
SN	DSN86V11UZDX	8.6	1300	4436	440	2.95	15/370	225	6.53	9.8
	DSN98V11UZZS	9.8	1480	5050	475	3.12	25/370	250	6.53	9.8
	DSN118V11UZDX	11.8	1790	6107	582	3.08	20/370	240	6.53	9.8
SM	DSM155V12UDZ	15.5	2275	7762	685	3.32	25/370	292	8.1	9.8
	DSM155V13UCZH	15.5	2300	7847	708	3.25	25/370	260	8.1	9.8
	DSM165V12UDZ	16.4	2455	8376	732	3.35	25/370	292	8.1	9.8
	DSM170V13UCZH	16.9	2525	8615	765	3.30	30/370	260	8.1	9.8
	DSM180V11UDZ	17.9	2675	9127	805	3.32	25/370	292	8.1	9.8
	DSM215V2UDT	21.4	3170	10816	960	3.30	35/370	300	8.1	9.8
	DSM225V1UDZ	22.5	3315	11311	1010	3.28	35/370	300	8.1	9.8
	DSM240V1UDZ	24.0	3560	12146	1080	3.30	35/370	300	8.1	9.8
	SF	DSF240V1UFT	24.0	3600	12283	1070	3.36	35/370	314	8.1
DSF340V1UFT		34.0	5080	17333	1530	3.32	40/400	320	8.1	12.9 ▲

测试条件: GX Test Condition: GX

系列	代表机型	排量	制冷量	功率	能效比	电容	压缩机高度	排气管内径	回气管内径	备注
SM	DSM135V11VDZ	13.3	2240	7643	510	4.39	20/370	292	8.1	9.8
SG	DSG310V1UFT	31.0	5220	17811	1160	4.50	55/400	305	9.8	12.9 ▲
	DSG320V1UFT	32.0	5420	18493	1200	4.52	55/400	305	9.8	12.9 ▲

1 ϕ -50Hz-230V

测试条件: ASH Test Condition: ASH

系列	代表机型	排量	制冷量	功率	能效比	电容	压缩机高度	排气管内径	回气管内径	备注
SG	DSG310S1UFT	30.8	4640	15832	1345	3.45	55/400	305	9.8	12.9
	DSG320S1UFT	31.8	4755	16224	1390	3.42	55/400	305	9.8	12.9
	DSG400S1UFT	39.8	6090	20779	1780	3.42	55/400	338	9.8	12.9 ▲

单缸变频 DC Inverter Single Cylinder

测试条件: SEER60 Test Condition: SEER60

系列	代表机型	排量	制冷量	功率	能效比	电容	压缩机高度	排气管内径	回气管内径	备注
SM	DSM165D19UDT	16.5	2885	9844	725	3.98	-	290	8.1	9.8
	DSM180D19UDZ	17.9	3150	10748	788	4.00	-	290	8.1	9.8

双缸变频 DC Inverter Twin Cylinder

测试条件: SEER60 Test Condition: SEER60

系列	代表机型	排量	制冷量	功率	能效比	电容	压缩机高度	排气管内径	回气管内径	备注
TN	DTN180D32UFZ	18.1	3180	10850	785	4.05	-	280	8.1	12.9 ▲
	DTN210D32UFZ	20.9	3680	12556	897	4.10	-	280	8.1	12.9
	DTN250D32UFZ	25.0	4380	14945	1085	4.05	-	280	8.1	12.9 ▲

备注: 带▲的产品为正在开发的产品
Remarks: "▲" are being developed

环保冷媒空调压缩机 GREEN REFRIGERANT COMPRESSOR

系列 Series	代表机型 Typical Model	排量 Displ. (cc)	制冷量 Cooling Capacity (W) (Btu/h)	功率 Power (W)	能效比 COP (W/W)	电容 Capacitor (μ F/V)	压缩机高度 Compressor Height (mm)	排气管内径 Discharge Pipe ID (mm)	回气管内径 Suction Pipe ID (mm)	备注 Remark
--------------	-----------------------	----------------------	--	--------------------	---------------------	---------------------------------	------------------------------------	------------------------------------	----------------------------------	--------------

R32

单缸变频 DC Inverter Single Cylinder

测试条件: SEER60 Test Condition: SEER60

系列	代表机型	排量	制冷量	功率	能效比	电容	压缩机高度	排气管内径	回气管内径	备注
SK	KSK66D15UEX3	6.7	2030	6926	542	3.75	-	200	8.1	9.8 ▲
	KSK75D43UEZA	7.5	2320	7916	610	3.80	-	238	8.1	9.8
	KSK89D35UEZ3	8.9	2790	9519	715	3.90	-	238	8.1	9.8 ▲
	KSK89D53UEZ	8.9	2780	9485	712	3.90	-	258	8.1	9.8
	KSK89D59UEZC	8.9	2795	9537	702	3.98	-	260	8.1	9.8
	KSK103D53UFZ	10.3	3230	11021	839	3.85	-	260	8.1	12.9
	KSK103D59UFZ	10.3	3235	11038	825	3.92	-	260	8.1	12.9
	KSK103D33UEZ3	10.3	3255	11106	826	3.94	-	260	8.1	12.9
	KSK103D43UEZ3	10.3	3255	11106	820	3.96	-	260	8.1	12.9 ▲
SN	KSN98D22UFZ	9.7	3100	10577	795	3.90	-	250	8.1	12.9 ▲
	KSN98D32UFZ	9.7	3100	10577	790	3.92	-	250	8.1	12.9
	KSN98D43UFZA	9.7	3050	10407	772	3.95	-	260	8.1	12.9
	KSN98D42UFZC	9.7	3020	10304	765	3.95	-	260	8.1	12.9
	KSN98D64UFZ3	9.8	3055	10424	755	4.05	-	260	8.1	12.9
	KSN108D22UFZ	10.8	3470	11840	890	3.90	-	250	8.1	12.9
	KSN108D32UFZ	10.8	3450	11771	880	3.92	-	250	8.1	12.9
	KSN108D43UFZA	10.8	3410	11635	855	3.99	-	260	8.1	12.9 ▲
	KSN133D21UFZ	13.3	4165	14211	1090	3.82	-	260	8.1	12.9 ▲
	KSN133D42UFZ	13.3	4170	14228	1055	3.95	-	260	8.1	12.9 ▲
	KSN140D21UFZ	14.0	4370	14910	1135	3.85	-	260	8.1	12.9
	KSN140D42UFZ	14.0	4365	14893	1105	3.95	-	260	8.1	12.9 ▲
KSN140D58UFZ	14.0	4365	14893	1090	3.98	-	260	8.1	12.9 ▲	

备注: 带▲的产品为正在开发的产品
Remarks: "▲" are being developed

空调新能效专用变频压缩机 DC INVERTER COMPRESSOR FOR A/C NEW ENERGY EFFICIENCY

- 1、高效: 压缩机能效提升8%, 系统APF能效提升6%, 满足新一级能效;
- 2、静音: 压缩机噪音下降3dB, 6倍频噪音递减4~5dB, 气流脉动递减50%, 系统听感更优。

1. HIGH EFFICIENCY: COMPRESSOR COP INCREASED BY 8%, AIR-CONDITIONER APF INCREASED BY 6%, MEET THE UPDATED FIRST CLASS ENERGY REGULATION.

2. QUIET: COMPRESSOR NOISE DROPS BY 3DB, 6 OCTAVE NOISE DECREASING 4~5DB, AIRFLOW PULSATION DECREASING 50%, BETTER FOR AIR-CONDITIONER AUDIO IMPRESSION.



环保冷媒空调压缩机 GREEN REFRIGERANT COMPRESSOR

系列 Series	代表机型 Typical Model	排量 Displ. (cc)	制冷量 Cooling Capacity (W) (Btu/h)	功率 Power (W)	能效比 COP (W/W)	电容 Capacitor (μ F/V)	压缩机高度 Compressor Height (mm)	排气管内径 Discharge Pipe ID (mm)	回气管内径 Suction Pipe ID (mm)	备注 Remark
--------------	-----------------------	----------------------	--	--------------------	---------------------	---------------------------------	------------------------------------	------------------------------------	----------------------------------	--------------

R32

双缸变频 DC Inverter Twin Cylinder

测试条件: SEER60 Test Condition: SEER60

TK	KTK130D43UFE3	13.1	4020	13716	1045	3.85	-	260	8.1	12.9	▲
TN	KTN110D42UFZ	11.0	3465	11823	885	3.92	-	250	8.1	12.9	
	KTN130D42UFZ	13.1	4090	13955	1035	3.95	-	250	8.1	12.9	
	KTN130D30UFZ	13.1	4105	14006	1075	3.82	-	250	8.1	12.9	
	KTN150D42UFZ	14.9	4680	15968	1185	3.95	-	280	8.1	12.9	
	KTN150D30UFZ	14.9	4690	16002	1250	3.75	-	280	8.1	12.9	▲
	KTN150D35UFZ	14.9	4720	16105	1225	3.85	-	280	8.1	12.9	▲
	KTN150D42UFZ3	14.9	4685	15985	1170	4.00	-	260	8.1	12.9	▲
	KTN150D62UFT3	14.9	4685	15985	1140	4.10	-	260	8.1	12.9	▲
TM	KTN240D60UMT	24.0	7670	26170	2050	3.74	-	310	9.8	16.2	▲
	KTM180D57UMT	17.6	5600	19107	1520	3.68	-	300	9.8	16.2	
	KTM180D68UMT	17.6	5560	18971	1485	3.74	-	300	9.8	16.2	▲
	KTM240D43UMT	24.0	7740	26409	2070	3.74	-	300	9.8	16.2	
	KTM240D57UMT	24.0	7740	26409	2080	3.72	-	300	9.8	16.2	
TF	KTM310D85UMT	30.6	9820	33506	3690	3.65	-	325	9.8	16.2	▲
	KTF235D22UMT	23.5	7560	25795	2055	3.68	-	333	9.8	16.2	
	KTF310D43UMT	30.8	10010	34154	2765	3.62	-	333	9.8	16.2	
	KTF400D66UMVA	39.8	13020	44398	3500	3.72	-	355	9.8	16.2	
TQ	KTF400D64UMTA	39.8	13095	44654	3540	3.70	-	355	9.8	16.2	
	KTQ420D1UMU	42.0	13700	46744	3700	3.70	-	405	9.8	16.2	

备注: 带▲的产品为正在开发的产品
Remarks: "▲" are being developed



R32 环保冷媒双缸小型化压缩机 R32 TWIN-CYLINDER DC INVERTER COMPRESSOR

- 1、小径化；
- 2、高 APF；
- 3、低噪音、低振动；
- 4、高频化、大压缩比。

1. MINIMUM SIZE；
2. HIGH APF ENERGY EFFICIENCY；
3. LOW NOISE AND VIBRATION；
4. HIGH FREQUENCY AND LARGE COMPRESSION RATIO.

环保冷媒空调压缩机 GREEN REFRIGERANT COMPRESSOR

系列 Series	代表机型 Typical Model	排量 Displ. (cc)	制冷量 Cooling Capacity (W) (Btu/h)	功率 Power (W)	能效比 COP (W/W)	电容 Capacitor (μ F/V)	压缩机高度 Compressor Height (mm)	排气管内径 Discharge Pipe ID (mm)	回气管内径 Suction Pipe ID (mm)	备注 Remark
--------------	-----------------------	----------------------	--	--------------------	---------------------	---------------------------------	------------------------------------	------------------------------------	----------------------------------	--------------

R32

1 ϕ -50Hz-220/240V

测试条件: GX Test Condition: GX

SN	KSN40V11VAZ3	4.0	1150	3924	298	3.85	10/370	230	8.1	9.8	
SM	KSN54V11VZZ3	5.4	1630	5562	410	3.98	15/370	230	8.1	9.8	
	KSM103V11VFT	10.3	3065	10458	725	4.23	25/370	292	8.1	12.9	
	KSM106V1VFT	10.6	3180	10850	755	4.21	25/370	290	8.1	12.9	
	KSM113V2VFTL	11.3	3440	11737	815	4.22	35/370	290	8.1	12.9	
	KSM125V2VFTL	12.5	3835	13085	905	4.24	35/370	290	8.1	12.9	
	KSM133V2VFTL	13.3	4090	13955	970	4.22	40/370	290	8.1	12.9	
SF	KSM135V1VFT	13.3	4085	13938	962	4.25	35/370	290	8.1	12.9	
	KSF160V1VFP	16.0	4945	16872	1145	4.32	45/370	314	9.8	12.9	▲
	KSF170V1VFP	17.1	5255	17930	1215	4.33	45/370	314	9.8	12.9	▲
	KSF180V1VFP	18.0	5565	18988	1295	4.30	45/370	314	9.8	12.9	
SG	KSF195V1VFT	19.6	6025	20557	1400	4.30	45/370	314	8.1	12.9	
	KSF210V1VFP	20.9	6425	21922	1495	4.30	50/400	314	8.1	12.9	▲
	KSG185V1VKU	18.6	5680	19380	1285	4.42	55/400	310	9.8	12.9	
	KSG195V1VKU	19.6	6060	20677	1370	4.42	40/400	310	9.8	12.9	
	KSG200V1VKU	20.2	6250	21325	1420	4.40	40/400	310	9.8	12.9	▲
	KSG205V1VKU	20.5	6355	21683	1445	4.40	40/400	310	9.8	12.9	▲
	KSG215V1VKU	21.4	6640	22656	1510	4.40	40/400	310	9.8	12.9	▲
	KSG220V1VKU	22.0	6815	23253	1550	4.40	40/400	310	9.8	12.9	▲
	KSG230V1VKU	22.9	7085	24174	1610	4.40	40/400	310	9.8	12.9	▲
	KSG240V1VKU	23.8	7370	25146	1675	4.40	40/400	310	9.8	12.9	▲
SQ	KSG250V1VMT	25.0	7715	26324	1755	4.40	60/400	340	9.8	16.2	▲
	KSG290V1VMU	28.9	8920	30435	2035	4.38	40/400	324	9.8	16.2	▲
TG	KSQ300V1VMU	29.7	9220	31459	2120	4.35	60/400	380	9.8	16.2	▲
	KSQ330V1VMU	33.1	10150	34632	2330	4.36	60/400	380	9.8	16.2	▲
TQ	KTG270V2VMP	26.8	8390	28627	1980	4.24	65/400	350	9.8	16.2	
	KTG275V1VMP	27.4	8470	28900	2015	4.20	65/400	350	9.8	16.2	
	KTQ420V1VMU	42.0	13045	44510	3070	4.25	80/400	405	9.8	16.2	

备注: 带▲的产品为正在开发的产品
Remarks: "▲" are being developed

环保冷媒空调压缩机 GREEN REFRIGERANT COMPRESSOR

系列 Series	代表机型 Typical Model	排量 Displ. (cc)	制冷量 Cooling Capacity (W) (Btu/h)	功率 Power (W)	能效比 COP (W/W)	电容 Capacitor (μ F/V)	压缩机高度 Compressor Height (mm)	排气管内径 Discharge Pipe ID (mm)	回气管内径 Suction Pipe ID (mm)	备注 Remark
--------------	-----------------------	----------------------	--	--------------------	---------------------	---------------------------------	------------------------------------	------------------------------------	----------------------------------	--------------

R32

1 ϕ -50Hz-220/240V

测试条件: ARI Test Condition: ARI

系列	代表机型	排量	制冷量	功率	能效比	电容	压缩机高度	排气管内径	回气管内径	备注
SK	KSK52V11UAZ	5.2	1290 4401	520	2.48	25/370	231	6.5	9.8	
SN	KSN54N11UJJB3	5.4	1565 5340	570	2.75	15/370	250	8.1	9.8	
	KSN93V11UDZ1	9.2	2300 7848	850	2.70	25/370	261	8.1	9.8	
SM	KSM89V13UDZK	8.9	2195 7489	770	2.70	25/370	270	8.1	9.8	
	KSM93V11UDZ	9.2	2250 7677	790	2.85	25/370	292	8.1	9.8	
	KSM95V13UDZK	9.5	2365 8069	830	2.85	25/370	270	8.1	9.8	
	KSM120V1UFE	12.0	3025 10321	1050	2.88	35/370	292	8.1	12.9	
	KSM125V2UDZL	12.5	3160 10782	1090	2.90	35/370	290	8.1	9.8	
SG	KSG165V2UMT	16.7	4285 14620	1430	3.00	40/400	310	9.8	16.2	▲
	KSG270V2UKV	27.0	6890 23509	2335	2.95	45/400	340	9.8	12.9	▲
SQ	KSQ300V1UMU	29.7	7470 25488	2590	2.88	60/400	380	9.8	16.2	▲
	KSQ330V1UMU	33.1	8450 28831	2915	2.90	60/400	380	9.8	16.2	▲
TQ	KTQ290V1UMT	29.0	7250 24737	2608	2.78	60/400	405	9.8	16.2	▲
	KTQ330V1UMT	33.0	8280 28251	2960	2.80	80/400	405	9.8	16.2	▲

备注: 带▲的产品为正在开发的产品
Remarks: "▲" are being developed

环保冷媒空调压缩机 GREEN REFRIGERANT COMPRESSOR

系列 Series	代表机型 Typical Model	排量 Displ. (cc)	制冷量 Cooling Capacity (W) (Btu/h)	功率 Power (W)	能效比 COP (W/W)	电容 Capacitor (μ F/V)	压缩机高度 Compressor Height (mm)	排气管内径 Discharge Pipe ID (mm)	回气管内径 Suction Pipe ID (mm)	备注 Remark
--------------	-----------------------	----------------------	--	--------------------	---------------------	---------------------------------	------------------------------------	------------------------------------	----------------------------------	--------------

R32

1 ϕ -60Hz-115V 1 ϕ -50Hz-230V

测试条件: GX Test Condition: GX

系列	代表机型	排量	制冷量	功率	能效比	电容	压缩机高度	排气管内径	回气管内径	备注
SK	KSK44E11VAJA	4.4	1550 5289	395	3.92	35/250	230	8.1	9.8	
	KSK66E11VZZX	6.6	2415 8240	622	3.88	45/250	230	6.53	9.8	
SN	KSN42E11VAJB3	4.2	1485 5067	362	4.10	35/250	230	8.1	9.8	
	KSN50E12VAZB3	5.0	1775 6056	430	4.12	35/250	250	8.1	9.8	
	KSN54E11VAJB3	5.4	1950 6653	470	4.15	40/250	250	8.1	9.8	
	KSN66E11VBZC1	6.6	2395 8172	582	4.12	50/250	250	8.1	9.8	
	KSN78E11VBZC1	7.8	2875 9810	685	4.20	50/250	250	8.1	9.8	
SM	KSM95E12UDZL	9.5	2910 9929	1005	2.90	70/250	290	8.1	9.8	
	KSM106E2UDZK	10.6	3290 11225	1115	2.95	70/250	270	8.1	9.8	
SF	KSM113S1VFE	11.3	3465 11823	825	4.20	35/370	290	8.1	12.9	
	KSF160S1VMP	16.1	4920 16787	1150	4.28	40/370	310	8.1	12.9	
	KSF170S1VEPA	17.0	5230 17845	1200	4.36	40/370	314	8.1	12.9	
	KSF175S1VFPB3	17.5	5470 18664	1235	4.42	45/400	314	9.8	12.9	
	KSF180S1VFPA	18.0	5535 18885	1265	4.38	40/370	314	9.8	12.9	
	KSF180S1VFP3	18.0	5600 19107	1265	4.42	45/400	314	9.8	12.9	
	KSF205S1VMP3	20.5	6450 22007	1460	4.42	55/400	314	9.8	12.9	
SG	KSF210S1VMP3	20.9	6550 22349	1495	4.38	55/400	314	9.8	12.9	▲
	KSG220S1VMP	22.0	6890 22553	1560	4.42	40/400	310	9.8	16.2	
	KSG230S1VMP	23.0	7205 22553	1630	4.42	40/400	310	9.8	16.2	
	KSG250S1VMU	25.0	7780 26545	1790	4.35	60/400	340	9.8	16.2	▲

3 ϕ -50Hz-380V

测试条件: ARI Test Condition: ARI

系列	代表机型	排量	制冷量	功率	能效比	电容	压缩机高度	排气管内径	回气管内径	备注
SQ	KSQ280Y1UMP	27.9	7200 24566	2385	3.02	-	380	9.8	16.2	▲
	KSQ300Y1UMV	29.7	7460 25454	2560	2.91	-	380	9.8	16.2	▲
TQ	KTQ375Y1UMU	37.5	9765 33318	3310	2.95	-	405	9.8	16.2	
	KTQ330Y1UMT	33.0	8000 27296	2760	2.90	-	405	9.8	16.2	▲
	KTQ390Y1UMT	39.0	9900 33779	3390	2.92	-	405	9.8	16.2	▲
TW	KTQ480Y1UMT	48.0	12500 42650	4225	2.96	-	405	9.8	16.2	▲
	KTW480Y1UN*	48.4	12760 43537	4260	3.00	-	440	12.9	22.2	▲
	KTW550Y1UN*	55.0	14730 50259	4950	2.98	-	440	12.9	22.2	▲
	KTW630Y1UN*	63.0	17150 58516	5622	3.05	-	440	12.9	22.2	▲

1 ϕ -60Hz-208~230V

测试条件: GX Test Condition: GX

系列	代表机型	排量	制冷量	功率	能效比	电容	压缩机高度	排气管内径	回气管内径	备注
SF	KSF160N1VET	16	6075 20728	1380	4.40	45/370	314	8.1	12.9	▲

备注: 带▲的产品为正在开发的产品
Remarks: "▲" are being developed

变频空调压缩机 INVERTER COMPRESSOR

系列 Series	代表机型 Typical Model	排量 Displ. (cc)	制冷量 Cooling Capacity (W) (Btu/h)	功率 Power (W)	能效比 COP (W/W)	电容 Capacitor (μ F/V)	压缩机高度 Compressor Height (mm)	排气管内径 Discharge Pipe ID (mm)	回气管内径 Suction Pipe ID (mm)	备注 Remark
--------------	-----------------------	----------------------	--	--------------------	---------------------	---------------------------------	------------------------------------	------------------------------------	----------------------------------	--------------

R410A

单缸变频 DC Inverter Single Cylinder

测试条件: SEER60 Test Condition:SEER60

系列	代表机型	排量	制冷量	功率	能效比	电容	压缩机高度	排气管内径	回气管内径	备注
SK	ASK75D43UEZ	7.5	2225	7592	582	3.82	-	238	8.1	9.8
	ASK89D53UEZ	8.9	2670	9110	688	3.88	-	258	8.1	9.8
	ASK98D50UFZ	9.8	2930	9997	768	3.82	-	260	8.1	9.8
	ASK103D53UFZ	10.3	3120	10645	805	3.88	-	258	8.1	12.9
	ASK103D59UFZ	10.3	3120	10645	790	3.95	-	260	8.1	12.9
SN	ASN98D22UFZA	9.7	2920	9963	745	3.92	-	250	8.1	12.9
	ASN98D32UFZ	9.7	2920	9963	740	3.95	-	250	8.1	12.9
	ASN98D43UZFA	9.7	2890	9861	725	3.99	-	260	8.1	12.9
	ASN108D22UFZ	10.8	3260	11123	832	3.92	-	250	8.1	12.9
	ASN108D32UFZ	10.8	3260	11123	825	3.95	-	250	8.1	12.9
	ASN108D43UFZA	10.8	3260	11123	805	4.05	-	260	8.1	12.9
	ASN133D42UFZ	13.3	4000	13648	1000	4.00	-	260	8.1	12.9
	ASN140D21UFZ	14.0	4225	14416	1085	3.90	-	262	8.1	12.9
SF	ASF235D28UMT	23.5	7100	24225	1810	3.92	-	333	8.1	16.2

双缸变频 DC Inverter Twin Cylinder

测试条件: SEER60 Test Condition:SEER60

系列	代表机型	排量	制冷量	功率	能效比	电容	压缩机高度	排气管内径	回气管内径	备注
TN	ATN110D42UFZ	11.0	3285	11208	825	3.98	-	250	8.1	12.9
	ATN130D42UFZ	13.1	3905	13324	975	4.00	-	250	8.1	12.9
	ATN130D30UFZ	13.1	3900	13307	1005	3.88	-	250	8.1	12.9 ▲
	ATN150D30UFZA	14.9	4500	15354	1155	3.90	-	270	8.1	12.9
	ATN150D42UFZ	14.9	4480	15286	1120	4.00	-	280	8.1	12.9
TM	ATM180D57UMT	17.6	5225	17828	1420	3.68	-	300	9.8	16.2
	ATM240D57UMT	24.0	7225	24652	1940	3.72	-	300	9.8	16.2
	ATM310D85UMT	30.6	9280	31663	2520	3.68	-	320	9.8	16.2 ▲
TF	ATF200D22UMT	20.1	6075	20728	1710	3.55	-	333	9.8	16.2
	ATF235D22UMT	23.5	7135	24345	1955	3.65	-	333	9.8	16.2
	ATF235D43UMT	23.5	7140	24362	1940	3.68	-	333	9.8	16.2
	ATF250D22UMT	25.1	7645	26085	2080	3.68	-	333	9.8	16.2
	ATF310D43UMT	30.8	9490	32380	2600	3.65	-	333	9.8	16.2
	ATF400D64UMV	39.8	12285	41916	3365	3.65	-	365	9.8	16.2
	ATF400D66UMV	39.8	12285	41916	3235	3.80	-	365	9.8	16.2
	ATF400D48UMV	39.8	12200	41602	3370	3.62	-	365	9.8	16.2 ▲
TQ	ATF420D64UMT	41.5	12875	43930	3480	3.70	-	355	9.8	16.2 ▲
	ATQ360D1UMU	36.2	11200	38214	3040	3.68	-	406	9.8	16.2
	ATQ420D1UMU	41.5	12960	44220	3485	3.72	-	406	9.8	16.2
	ATQ420D2UMU	41.5	12960	44220	3430	3.78	-	406	9.8	16.2
	ATQ420D1UNU1	41.9	13040	44492	3435	3.80	-	406	9.8	22.2 ASH
	ATQ580D66UNT	58.0	18750	63975	4910	3.82	-	430	12.9	22.2
ATQ650D**UNT	65.0	21150	72164	5500	3.85	-	430	12.9	22.2 ▲	

变频空调压缩机 INVERTER COMPRESSOR

系列 Series	代表机型 Typical Model	排量 Displ. (cc)	制冷量 Cooling Capacity (W) (Btu/h)	功率 Power (W)	能效比 COP (W/W)	电容 Capacitor (μ F/V)	压缩机高度 Compressor Height (mm)	排气管内径 Discharge Pipe ID (mm)	回气管内径 Suction Pipe ID (mm)	备注 Remark
--------------	-----------------------	----------------------	--	--------------------	---------------------	---------------------------------	------------------------------------	------------------------------------	----------------------------------	--------------

R410A

变频变容 Variable Volumes DC-INV Compressor

测试条件: SEER60 Test Condition:SEER60

系列	代表机型	排量	制冷量	功率	能效比	电容	压缩机高度	排气管内径	回气管内径	备注
VM	AVM115D6UFZ	11.5	3350	11430	830	4.04	-	268	8.1	12.9

R32

独立压缩机 I-CCC Compressor

测试条件: SEER60 Test Condition:SEER60

系列	代表机型	排量	制冷量	功率	能效比	电容	压缩机高度	排气管内径	回气管内径	备注
YN	KYN103D52UFZ	9.71+0.46	3130	10680	820	3.82	-	280	8.1	12.9 ▲

R32

R32 变频高转速 High Speed DC-INV Compressor

测试条件: SEER60 Test Condition:SEER60

系列	代表机型	排量	制冷量	功率	能效比	电容	压缩机高度	排气管内径	回气管内径	备注
TN	KTN150D35UFT4	14.9	4720	16105	1240	3.80	-	280	8.1	12.9 ▲

备注: 带▲的产品为正在开发的产品
Remarks: "▲" are being developed

变频变容喷气增焓全能耦合压缩机

COUPLING COMPRESSOR WITH VARIABLE DISPLACEMENT & DC INVERTER & GAS INJECTION TECHNOLOGIES

- 1、-15℃环境温度制热量提升 85%，并实现 50℃ 出风；
- 2、快速制冷制热，时间减少一半；
- 3、无余隙差异化喷气高效运行、高 APF 能效；
- 4、2 倍容量，半速运行，实现大能力同时避免高频噪音问题。

1. THE HEATING CAPACITY HAS IMPROVED BY 85% AT THE AMBIENT TEMPERATURE OF -15°C, AND THE OUTLET AIR TEMPERATURE UP TO 50°C;
2. ACHIEVING RAPID REFRIGERATION AND HEATING, SAVING HALF THE TIME;
3. VARIABLE GAS INJECTION TECHNOLOGY ACHIEVE HIGH EFFICIENCY OPERATION;
4. DOUBLE DISPLACEMENT MAKES HALF-SPEED RUNNING ACHIEVING LOW NOISE AT LARGE CAPACITY OPERATION.



R410A定速空调压缩机

R410A AIR-CONDITIONER COMPRESSOR

系列 Series	代表机型 Typical Model	排量 Displ. (cc)	制冷量 Cooling Capacity (W) (Btu/h)	功率 Power (W)	能效比 COP (W/W)	电容 Capacitor (μ F/V)	压缩机高度 Compressor Height (mm)	排气管内径 Discharge Pipe ID (mm)	回气管内径 Suction Pipe ID (mm)	备注 Remark
--------------	-----------------------	----------------------	--	--------------------	---------------------	---------------------------------	------------------------------------	------------------------------------	----------------------------------	--------------

R410A

1 ϕ -60Hz-208-230V

测试条件: ASH Test Condition: ASH

系列	代表机型	排量	制冷量	功率	能效比	电容	压缩机高度	排气管内径	回气管内径	备注
SN	ASN53N1UAJ3	5.3	1570	5357	520	3.02	15/370	230	8.1	9.8
	ASN68N1UDZ	6.8	2060	7029	676	3.05	20/370	250	8.1	9.8
	ASN82N1UDZ	8.2	2515	8581	853	2.95	25/370	250	8.1	9.8
	ASN89N1UDZ	8.9	2730	9315	895	3.05	25/370	250	8.1	9.8
SM	ASM103N11UFZ	10.3	3075	10492	975	3.15	35/370	297	8.1	12.9
	ASM106N1UFT	10.6	3200	10918	1015	3.15	35/370	297	8.1	12.9
	ASM113N1UFZ	11.3	3380	11533	1073	3.15	40/370	292	8.1	12.9
	ASM130N1UDZ	13.0	3870	13204	1270	3.05	40/370	292	8.1	9.8
	ASM135N1UEZ	13.3	4060	13853	1290	3.15	40/370	297	8.1	12.9
	ASM140N1UFT	13.9	4175	14245	1355	3.08	40/370	292	8.1	12.9
M2	PA140M2A-3ET	13.9	4155	14177	1375	3.02	45/400	299	8.1	12.9
	PA150M2AS-3KU	15.0	4500	15354	1450	3.10	45/370	321	8.1	12.9
	PA170M2A-3FT1	17.1	5155	17589	1662	3.10	45/370	303	9.8	12.9
	PA225M2A-3MTU1	22.4	6715	22912	2240	3.00	55/370	322	9.8	16.2
	PA240M2A-3MTU2	24.0	7220	24635	2475	2.92	55/370	322	9.8	16.2
SF	ASF155N1UKT	15.6	4665	15917	1465	3.18	50/400	340	8.1	12.9
	ASF160N1UEP	16.1	4775	16292	1510	3.16	55/400	314	9.8	12.9
	ASF165N1UFTB	16.5	4995	17043	1570	3.18	50/400	314	8.1	12.9
	ASF200N1UKP	19.9	5975	20387	1880	3.18	55/450	336	9.8	12.9
SG	ASG170N1UMT	17.0	5270	17981	1620	3.25	40/400	310	9.8	16.2 ▲
	ASG180N1UMT	18.0	5580	19039	1715	3.25	40/400	310	9.8	16.2 ▲
	ASG190N1UMT	19.0	5890	20097	1810	3.25	40/400	310	9.8	16.2 ▲
	ASG200N1UMT	20.0	6200	21154	1905	3.25	40/400	310	9.8	16.2 ▲
	ASG210N1UMT	21.0	6520	22246	2005	3.25	40/400	310	9.8	16.2 ▲
	ASG220N1UMT	22.0	6830	23304	2100	3.25	40/400	310	9.8	16.2 ▲
	ASG240N1UMT	23.8	7350	25078	2260	3.25	40/400	310	9.8	16.2 ▲
	ASG290N1UMT	28.9	8900	30367	2825	3.15	40/400	310	9.8	16.2 ▲
	ASG300N1UMT	30.0	9235	31510	2935	3.15	40/400	310	9.8	16.2 ▲
	TG	ATG330N1UMU	32.7	10080	34393	3365	3.00	65/400	400	9.8
SQ	ASQ330N1UMU	33.1	9950	33949	3230	3.08	60/400	380	9.8	16.2

备注: 带▲的产品为正在开发的产品
Remarks: "▲" are being developed

R410A定速空调压缩机

R410A AIR-CONDITIONER COMPRESSOR

系列 Series	代表机型 Typical Model	排量 Displ. (cc)	制冷量 Cooling Capacity (W) (Btu/h)	功率 Power (W)	能效比 COP (W/W)	电容 Capacitor (μ F/V)	压缩机高度 Compressor Height (mm)	排气管内径 Discharge Pipe ID (mm)	回气管内径 Suction Pipe ID (mm)	备注 Remark
--------------	-----------------------	----------------------	--	--------------------	---------------------	---------------------------------	------------------------------------	------------------------------------	----------------------------------	--------------

R410A

1 ϕ -60Hz-208-230V

测试条件: GX Test Condition: GX

系列	代表机型	排量	制冷量	功率	能效比	电容	压缩机高度	排气管内径	回气管内径	备注
SN	ASN58N11VDZ1	5.8	1965	6705	510	3.85	15/370	250	8.1	9.8
	ASN68N2VDZB1	6.8	2320	7916	568	4.08	20/370	250	8.1	9.8
	ASN76N1VDZ1	7.6	2600	8871	650	4.00	20/370	250	8.1	9.8
	ASN82N2VDZ1	8.2	2815	9605	690	4.08	20/370	250	8.1	9.8
	ASN84N1VBZB1	8.3	2865	9775	695	4.12	20/370	250	8.1	9.8
SM	ASM103N11VEZ	10.3	3565	12164	838	4.25	35/370	290	8.1	12.9
	ASM106N1VEZ	10.6	3680	12556	860	4.28	35/370	297	8.1	12.9
	ASM120N1VDZ	12.0	4160	14194	990	4.20	40/370	292	8.1	9.8
M2	PA155M2A-3ETL1	15.7	5395	18408	1250	4.32	45/370	303	9.8	12.9
	PA160M2A-3ETL	16.0	5630	19210	1325	4.25	45/400	303	9.8	12.9
	PA165M2A-3ETL	16.5	5760	19653	1355	4.25	45/400	303	9.8	12.9
SF	ASF155N1VET	15.6	5430	18527	1240	4.38	50/400	303	8.1	12.9 ▲
SG	ASG195N1VKP	19.5	6930	23645	1575	4.40	40/400	310	9.8	12.9
	ASG235N1VMT	23.5	8350	28490	1920	4.35	40/400	310	9.8	16.2

R410A

1 ϕ -50Hz-230V

测试条件: GX Test Condition: GX

系列	代表机型	排量	制冷量	功率	能效比	电容	压缩机高度	排气管内径	回气管内径	备注
SM	ASM125S1VFT	12.5	3570	12181	840	4.25	35/370	292	8.1	12.9
	ASM127S1VFT	12.7	3680	12556	860	4.28	35/370	290	8.1	12.9
	ASM130S1VDZ	13.0	3740	12761	880	4.25	35/370	290	8.1	9.8
M2	PA180M2AS-7KUL	17.8	5215	17794	1235	4.22	35/370	340	8.1	12.9
	PA185M2AS-7KUL	18.5	5420	18493	1285	4.22	35/370	340	8.1	12.9
	PA190M2AS-7KUL	18.9	5475	18681	1310	4.18	35/370	340	8.1	12.9
	PA200M2A-7FUL	20.0	5690	19414	1380	4.12	35/370	320	8.1	12.9 ▲
	PA215M2AS-7KTL	21.6	6245	21308	1515	4.12	50/370	344	9.8	12.9
SF	ASF190S1VKT	19.0	5610	19141	1290	4.35	45/370	322	8.1	12.9
G2	PA186G2C-7KUL	18.6	5370	18322	1280	4.20	55/400	310	9.8	12.9
	PA196G2C-7KNL	19.6	5675	19363	1305	4.35	55/400	310	9.8	12.9
	PA221G2C-7MUL	21.9	6420	21905	1465	4.38	55/400	310	9.8	16.2
SG	ASG185S1VMU	18.5	5630	19210	1295	4.35	40/400	310	9.8	16.2
	ASG190S1VFT	19.1	5500	18766	1255	4.38	40/400	310	9.8	12.9
	ASG195S1VKU	19.5	5625	18766	1285	4.38	40/400	310	9.8	12.9
	ASG220S1VMU	22.0	6505	22195	1480	4.40	40/400	310	9.8	16.2
	ASG230S1VMU	22.9	6765	23082	1530	4.42	40/400	310	9.8	16.2

备注: 带▲的产品为正在开发的产品
Remarks: "▲" are being developed

R410A定速空调压缩机

R410A AIR-CONDITIONER COMPRESSOR

系列 Series	代表机型 Typical Model	排量 Displ. (cc)	制冷量 Cooling Capacity (W) (Btu/h)	功率 Power (W)	能效比 COP (W/W)	电容 Capacitor (μ F/V)	压缩机高度 Compressor Height (mm)	排气管内径 Discharge Pipe ID (mm)	回气管内径 Suction Pipe ID (mm)	备注 Remark
--------------	-----------------------	----------------------	--	--------------------	---------------------	---------------------------------	------------------------------------	------------------------------------	----------------------------------	--------------

R410A

1 ϕ -50Hz-220/240V

测试条件: GX Test Condition: GX

SN	ASN46V1VAZ1	4.6	1250	4265	320	3.90	15/370	238	8.1	9.8		
	ASN58V1VZZ1	5.8	1625	5545	411	3.95	20/370	238	8.1	9.8		
SM	ASM89V1VFZ	8.9	2485	8479	592	4.20	20/370	290	8.1	12.9		
	ASM93V1VDZ	9.3	2570	8769	615	4.18	25/370	290	8.1	9.8		
	ASM99V1VFZ	9.8	2780	9485	650	4.28	25/370	292	8.1	12.9		
	ASM103V1VDZ	10.3	2900	9895	675	4.30	25/370	292	8.1	9.8		
	ASM113V1VDZ	11.3	3215	10970	745	4.32	30/370	292	8.1	9.8		
	ASM120V1VFT	12.0	3445	11754	805	4.28	30/370	292	8.1	12.9		
	ASM125V1VFT	12.5	3610	12317	845	4.27	35/370	292	8.1	12.9		
	ASM130V1VDZ	13.0	3760	12829	885	4.25	35/370	292	8.1	9.8		
	ASM135V1VFT	13.3	3870	13204	900	4.30	35/370	295	8.1	12.9		
	ASM140V1VFT	13.9	4060	13853	945	4.30	35/370	292	8.1	12.9		
M2	PA150M2A-4FTL	15.0	4300	14672	1025	4.20	35/370	300	8.1	12.9		
	PA190M2AS-4KUL1	18.9	5460	18630	1270	4.30	45/370	340	8.1	12.9		
	PA190M2A-4EUL1	18.9	5480	18698	1290	4.25	45/370	325	8.1	12.9		
	PA200M2A-4EUL	19.9	5760	19653	1405	4.10	50/370	325	8.1	12.9		
	PA205M2AS-4MUL	20.4	5965	20353	1420	4.20	50/370	345	9.8	16.2		
G2	PA196G2C-4MUL	19.6	5665	19329	1335	4.24	55/400	310	9.8	16.2		
	PA206G2C-4KUL	20.8	5990	20438	1410	4.25	55/400	310	9.8	12.9		
	PA216G2C-4FTL	21.6	6165	21035	1440	4.28	55/400	310	9.8	12.9		
	PA231G2C-4MUL	23.1	6760	23065	1565	4.32	50/400	345	9.8	16.2		
	PA250G2CS-4MUL	25.1	7315	24959	1695	4.32	50/400	345	9.8	16.2		
	PA270G2CS-4MUL1	27.0	7845	26767	1805	4.35	60/400	345	9.8	16.2		
	PA280G2CS-4MUL	27.9	8165	27859	1898	4.30	60/400	345	9.8	16.2		
	PA290G2CS-4MUL	28.7	8485	28951	1975	4.30	60/400	345	9.8	16.2		
	SG	ASG195V1VMU	19.6	5700	19448	1310	4.35	40/400	310	9.8	16.2	
		ASG200V1VKU	20.0	5850	19960	1345	4.35	40/400	310	9.8	12.9	▲
ASG240V2VMU		23.8	6945	23696	1595	4.35	40/400	310	9.8	16.2	▲	
ASG289V1VMU		28.9	8480	28934	1950	4.35	60/400	340	9.8	16.2		
TG	ATG275V1VMP	27.4	7965	27177	1895	4.20	65/400	355	9.8	16.2	▲	
SQ	ASQ330V1VMU	33.0	9485	32363	2195	4.32	55/400	380	9.8	16.2	▲	

备注: 带▲的产品为正在开发的产品
Remarks: "▲" are being developed

R410A定速空调压缩机

R410A AIR-CONDITIONER COMPRESSOR

系列 Series	代表机型 Typical Model	排量 Displ. (cc)	制冷量 Cooling Capacity (W) (Btu/h)	功率 Power (W)	能效比 COP (W/W)	电容 Capacitor (μ F/V)	压缩机高度 Compressor Height (mm)	排气管内径 Discharge Pipe ID (mm)	回气管内径 Suction Pipe ID (mm)	备注 Remark
--------------	-----------------------	----------------------	--	--------------------	---------------------	---------------------------------	------------------------------------	------------------------------------	----------------------------------	--------------

R410A

1 ϕ -50Hz-220/240V

测试条件: ASH Test Condition: ASH

SK	ASK40V11UAZ	4.0	930	3173	365	2.55	15/370	230	8.1	9.8	
SN	ASN68V1UZZ1	6.8	1695	5783	585	2.90	20/370	250	8.1	9.8	
	ASN71V1UDD1	7.1	1735	5920	582	2.98	20/370	250	8.1	9.8	
	ASN76V1UDZ1	7.6	1890	6449	630	3.00	25/370	250	8.1	9.8	
	ASN82V1UDZ	8.2	2035	6943	690	2.95	25/370	250	8.1	9.8	
	ASN86V1UDZ	8.6	2140	7302	725	2.95	25/370	250	8.1	9.8	
SM	ASM99V2UDZ	9.8	2395	8172	788	3.04	25/370	292	8.1	9.8	
M2	PA170M2C-4ET2	17.1	4190	14296	1385	3.03	35/400	300	8.1	12.9	
	PA185M2C-4FT2	18.5	4495	15337	1500	3.00	35/400	300	8.1	12.9	
	PA200M2A-4ET2	20.0	5000	17060	1695	2.95	40/370	314	9.8	12.9	
	PA215M2AS-4KU	21.5	5355	18271	1845	2.90	50/400	314	9.8	12.9	
	PA225M2CS-4KU2	22.4	5500	18766	1835	3.00	50/370	340	8.1	12.9	
	PA240M2CS-4KU1	23.9	5840	19926	1980	2.95	50/370	340	8.1	12.9	
SF	ASF205V1UEUB	20.5	5160	17606	1655	3.12	45/400	314	8.1	12.9	
G2	PA260G2C-4FU	26.0	6500	22178	2130	3.05	65/400	310	9.8	12.9	
	PA270G2CS-4MU1	27.0	6825	23287	2235	3.05	60/400	345	9.8	16.2	
	PA290G2CS-4MU1	28.7	7295	24891	2410	3.03	50/400	345	9.8	16.2	
SG	ASG260V1VMU	26.0	6550	22349	2100	3.12	40/400	310	9.8	16.2	▲
	ASG290V1VMU	28.9	7350	25078	2355	3.12	60/400	324	9.8	16.2	▲
TG	ATG330V1UMP	32.7	8230	28081	2815	2.92	65/400	380	9.8	16.2	
TQ	ATQ375V1UMU	37.7	9615	32806	3255	3.05	75/400	405	9.8	16.2	
	ATQ390V1UMT	38.9	9825	33523	3190	3.08	70/400	405	9.8	16.2	

3 ϕ -50Hz-380V

测试条件: ASH Test Condition: ASH

SQ	ASQ280Y1UMP	28.0	6930	23645	2200	3.15	-	380	9.8	16.2	
	ASQ330Y1UMP	33.0	8190	27944	2645	3.10	-	380	9.8	16.2	
TQ	ATQ375Y1UMU	37.7	9420	32141	3055	3.08	-	405	9.8	16.2	
	ATQ480Y1UNT	48.0	12200	41626	4225	3.10	-	405	9.8	22.2	▲
TW	ATW480Y1UNM	48.1	12170	41524	4025	3.02	-	460	12.9	22.2	
	ATW510Y1UNYA	51.0	13040	44492	4260	3.06	-	440	12.9	22.2	
	ATW550Y1UNYA	55.0	14270	48689	4620	3.08	-	440	12.9	22.2	▲
	ATW590Y1UNK	59.0	15265	52084	5090	3.00	-	460	12.9	22.2	
	ATW630Y1UNM*	63.4	16465	56179	5340	3.08	-	460	12.9	22.2	▲

备注: 带▲的产品为正在开发的产品
Remarks: "▲" are being developed

R410A定速空调压缩机

R410A AIR-CONDITIONER COMPRESSOR

系列 Series	代表机型 Typical Model	排量 Displ. (cc)	制冷量 Cooling Capacity (W) (Btu/h)	功率 Power (W)	能效比 COP (W/W)	电容 Capacitor (μ F/V)	压缩机高度 Compressor Height (mm)	排气管内径 Discharge Pipe ID (mm)	回气管内径 Suction Pipe ID (mm)	备注 Remark
--------------	-----------------------	----------------------	--	--------------------	---------------------	---------------------------------	------------------------------------	------------------------------------	----------------------------------	--------------

R410A

1 ϕ -60Hz-115V

测试条件: GX Test Condition: GX

系列	代表机型	排量	制冷量	功率	能效比	电容	压缩机高度	排气管内径	回气管内径	备注	
SK	ASK44E1VAJ	4.4	1480	5050	378	3.92	35/250	230	8.1	9.8	
	ASK53E1VAZ	5.3	1825	6227	465	3.92	35/250	230	8.1	9.8	
SN	ASN45E2VAJ3	4.5	1510	5152	360	4.20	35/250	238	8.1	9.8	
	ASN52E2VAZ3	5.2	1745	5954	420	4.15	40/250	240	8.1	9.8	
	ASN68E2VAZB1	6.8	2290	7813	555	4.12	50/250	250	8.1	9.8	
	ASN71E1VBZ	7.1	2445	8342	596	4.10	45/250	245	8.1	9.8	
	ASN76E11VDDA1	7.6	2555	8718	635	4.02	45/250	250	8.1	9.8	
	ASN81E1VBZB1	8.0	2720	9281	660	4.12	50/250	250	8.1	9.8	
	ASN83E1VBZ1	8.3	2845	9707	690	4.12	50/250	245	8.1	9.8	
	ASN86E1VBZ	8.6	2990	10202	730	4.10	50/250	247	8.1	9.8	
SM	ASN86E11UZDS1	8.6	2620	8939	880	2.98	50/250	250	6.53	9.8	ASH
	ASM100E11VEZ	9.9	3425	11686	800	4.28	70/250	290	8.1	12.9	
	ASM103E12VEZ	10.3	3525	12027	835	4.22	70/250	290	8.1	12.9	
	ASM106E2VEZ	10.6	3700	12624	865	4.28	70/250	297	8.1	12.9	
	ASM113E1UDZ	11.3	3340	11396	1095	3.05	60/250	292	8.1	9.8	ASH
	ASM113E3UFZK	11.3	3450	11771	1105	3.12	70/250	270	8.1	12.9	ASH
	ASM113E3UBZK	11.3	3415	11652	1100	3.10	70/250	270	8.1	9.8	ASH
	ASM127E1VET	12.7	4485	15303	1048	4.28	70/250	290	8.1	12.9	
ASM130E1VET	13.0	4535	15473	1075	4.22	70/250	292	8.1	12.9		

1 ϕ -60Hz-127V

测试条件: GX Test Condition: GX

系列	代表机型	排量	制冷量	功率	能效比	电容	压缩机高度	排气管内径	回气管内径	备注
SN	ASN86F1VBZ1	8.6	2985	10185	762	3.92	45/250	245	8.1	9.8

1 ϕ -60Hz-127V

测试条件: ASH Test Condition: ASH

系列	代表机型	排量	制冷量	功率	能效比	电容	压缩机高度	排气管内径	回气管内径	备注
SM	ASM113F1UDRC	11.3	3420	11669	1120	3.05	60/250	270	8.1	9.8

R22定速空调压缩机

R22 AIR-CONDITIONER COMPRESSOR

系列 Series	代表机型 Typical Model	排量 Displ. (cc)	制冷量 Cooling Capacity (W) (Btu/h)	功率 Power (W)	能效比 COP (W/W)	电容 Capacitor (μ F/V)	压缩机高度 Compressor Height (mm)	排气管内径 Discharge Pipe ID (mm)	回气管内径 Suction Pipe ID (mm)	备注 Remark
--------------	-----------------------	----------------------	--	--------------------	---------------------	---------------------------------	------------------------------------	------------------------------------	----------------------------------	--------------

R22

1 ϕ -60Hz-208~230V

测试条件: ASH Test Condition: ASH

系列	代表机型	排量	制冷量	功率	能效比	电容	压缩机高度	排气管内径	回气管内径	备注	
SM	HSM130N12UEZ	13.0	2750	9383	846	3.25	30/370	292	8.1	12.9	
	HSM165N11UEZ	16.5	3500	11942	1060	3.30	40/370	292	8.1	12.9	
M2	HSM170N2UFZ	16.9	3540	12078	1115	3.17	40/370	292	8.1	12.9	
	PH210M2A-3FT	20.9	4610	15729	1365	3.38	45/370	292	8.2	12.9	
	PH250M2A-3FTU2	24.8	5285	18032	1625	3.25	40/370	292	8.2	12.9	
SG	PH260M2AS-3KUU1	26.1	5625	19193	1815	3.10	40/370	333	9.8	12.9	
	HSG290N1UKU	29.0	6290	21461	1825	3.45	40/400	310	9.8	12.9	▲
	HSG300N1UKU	29.8	6465	22059	1875	3.45	40/400	310	9.8	12.9	▲
	HSG310N1UKU	30.9	6780	23133	1965	3.45	40/400	310	9.8	12.9	▲
	HSG330N1UMU	33.1	7260	24771	2105	3.45	40/400	310	9.8	16.2	▲
	HSG340N1UMU	34.1	7450	25419	2160	3.45	40/400	310	9.8	16.2	▲
	HSG360N1UKU	35.9	7790	26579	2280	3.42	40/400	324	9.8	12.9	▲
HSG370N1UMU	37.0	8100	27637	2370	3.42	40/400	324	9.8	16.2	▲	

测试条件: GX Test Condition: GX

系列	代表机型	排量	制冷量	功率	能效比	电容	压缩机高度	排气管内径	回气管内径	备注
SN	HSN102N1VDZ	10.2	2415	8240	575	4.20	15/370	255	8.1	9.8
SM	HSM145N2VDT	14.6	3480	11874	830	4.19	35/370	292	8.1	9.8

备注: 带▲的产品为正在开发的产品
Remarks: "▲" are being developed

R22定速空调压缩机

R22 AIR-CONDITIONER COMPRESSOR

系列 Series	代表机型 Typical Model	排量 Displ. (cc)	制冷量 Cooling Capacity (W) (Btu/h)	功率 Power (W)	能效比 COP (W/W)	电容 Capacitor (μ F/V)	压缩机高度 Compressor Height (mm)	排气管内径 Discharge Pipe ID (mm)	回气管内径 Suction Pipe ID (mm)	备注 Remark
--------------	-----------------------	----------------------	--	--------------------	---------------------	---------------------------------	------------------------------------	------------------------------------	----------------------------------	--------------

R22

1 ϕ -50Hz-220/240V

测试条件: ASH Test Condition:ASH

SN	HSN82V11UDZ1	8.2	1440	4913	488	2.95	20/370	250	8.1	9.8	
SM	HSM135V1UDZ	13.3	2335	7967	708	3.30	25/370	292	8.1	9.8	
	HSM145V1UFZ	14.6	2568	8762	783	3.28	25/370	292	8.1	12.9	
	HSM150V5UFZ	15.1	2640	9008	800	3.30	25/370	292	8.1	12.9	
	HSM155V1UFZ	15.3	2665	9093	815	3.27	25/370	292	8.1	12.9	
	HSM160V5UFZ	15.8	2755	9400	840	3.28	25/370	292	8.1	12.9	
	HSM160V6UFZ	15.8	2770	9445	835	3.32	30/370	292	8.1	12.9	
	HSM165V1UFZ	16.4	2845	9707	870	3.27	30/370	292	8.1	12.9	
	HSM165V3UDZA	16.4	2855	9741	915	3.12	30/370	292	8.1	9.8	▲
	HSM170V1UFZ	16.9	2920	9963	885	3.30	30/370	292	8.1	12.9	
	HSM190V1UFT	19.2	3340	11396	1010	3.31	35/370	300	8.1	12.9	
	HSM195V1UFT	19.7	3400	11601	1045	3.25	35/370	300	8.1	12.9	
	HSM200V1UFT	20.1	3480	11874	1070	3.25	35/370	300	8.1	12.9	
	HSM200V3UDZ	20.1	3470	11840	1145	3.03	35/370	300	8.1	9.8	
	HSM205V1UFT	20.5	3510	11976	1090	3.22	35/370	300	8.1	12.9	
	HSM210V1UFT	20.9	3605	12300	1110	3.25	40/370	300	8.1	12.9	
	HSM215V3UFT	21.4	3710	12659	1195	3.10	35/370	300	8.1	12.9	
	HSM215V3UDZA	21.4	3700	12617	1215	3.05	35/370	300	8.1	9.8	▲
	HSM215V4UFTA	21.4	3700	12624	1140	3.25	40/370	300	8.1	12.9	
	HSM220V3UFT	22.3	3880	13239	1220	3.18	40/370	300	8.1	12.9	
	M2	PH225M2A-4FT	22.4	3915	13358	1265	3.09	35/400	314	8.2	12.9
PH250M2C-4FT1		25.0	4310	14706	1370	3.15	35/370	292	8.2	12.9	
PH270M2CS-4KU2		27.0	4745	16190	1490	3.18	35/370	333	9.8	12.9	
PH280M2CS-4KU		28.1	4925	16804	1515	3.25	35/370	348	9.8	12.9	
PH290M2A-4FT1		28.8	5090	17367	1650	3.08	35/370	311	9.8	12.9	
G2	PH310M2AS-4KTH	31.0	5565	18988	1750	3.18	40/400	335	8.2	12.9	
	PH420G2CS-4KU1	42.3	7420	25317	2390	3.10	50/400	354	9.8	12.9	
SF	PH440G2CS-4MU	43.5	7810	26648	2390	3.27	50/400	354	9.8	16.2	
	HSF300V1VKU	30.0	6059	20672	1824	3.32	50/400	330	9.8	12.9	
SG	HSF320V1UKU	31.9	5680	19380	1710	3.32	50/400	330	8.1	12.9	
	HSG300V1UKU	30.9	5350	18254	1595	3.35	40/400	310	9.8	12.9	▲
	HSG340V1UKU	34.1	6080	20745	1790	3.40	40/400	310	9.8	12.9	▲
SQ	HSG370V1UMU	37.0	6650	22690	1955	3.40	40/400	324	9.8	16.2	▲
	HSQ440V1TMV	43.6	7865	26835	2460	3.20	60/400	380	9.8	16.2	
TG	HTG340V1UMU	34.1	6020	20540	1870	3.22	60/400	355	9.8	16.2	

3 ϕ -50Hz-380V

测试条件: ASH Test Condition:ASH

X3	YH460X3CS-4MUC1	45.9	8000	27296	2580	3.10	-	396.5	9.8	16.2	
	YH480X3CS-4MUC1	47.9	8350	28490	2690	3.10	-	396.5	9.8	16.2	
TQ	HTQ440Y1UMP	43.8	7720	26341	2410	3.20	-	380	9.8	16.2	
TW	HTW715Y2UNY	71.5	13400	45721	4060	3.30	-	440	12.9	22.2	ARI
	HTW770Y2UNY	77.0	14500	49474	4300	3.37	-	440	12.9	22.2	ARI
	HTW835Y2UNY	83.5	15630	53330	4790	3.26	-	440	12.9	22.2	ARI

R22定速空调压缩机

R22 AIR-CONDITIONER COMPRESSOR

系列 Series	代表机型 Typical Model	排量 Displ. (cc)	制冷量 Cooling Capacity (W) (Btu/h)	功率 Power (W)	能效比 COP (W/W)	电容 Capacitor (μ F/V)	压缩机高度 Compressor Height (mm)	排气管内径 Discharge Pipe ID (mm)	回气管内径 Suction Pipe ID (mm)	备注 Remark
--------------	-----------------------	----------------------	--	--------------------	---------------------	---------------------------------	------------------------------------	------------------------------------	----------------------------------	--------------

R22

1 ϕ -50Hz-220V

测试条件: GX Test Condition:GX

SM	HSM170V15VFZ	16.9	3245	11072	738	4.40	35/370	292	8.1	12.9	
SM	HSM170V15VDP	16.9	3315	11304	750	4.42	35/370	292	8.1	9.8	▲
	HSM215V1VFT	21.4	4160	14185	935	4.45	40/370	300	8.1	12.9	▲
M2	HSM220V1VFT	22.3	4365	14885	980	4.45	40/370	300	8.1	12.9	▲
	PH190M2A-4FTL1	18.9	3760	12829	845	4.45	35/370	292	8.2	12.9	
	PH200M2A-4FTL1	19.9	3960	13512	890	4.45	35/370	292	8.2	12.9	
SF	PH210M2A-4FTL1	20.9	4185	14279	935	4.48	35/370	292	8.2	12.9	
	HSF215V1VKT	21.7	4360	14877	947	4.60	35/370	300	8.1	12.9	
SG	HSG300V1VKU	30.0	6040	20608	1300	4.65	40/400	310	9.8	12.9	
	HSG310V1VKU	30.9	6230	21257	1340	4.65	40/400	310	9.8	12.9	▲
G2	PH290G2C-4KUL1	28.7	5760	19653	1280	4.50	55/400	310	9.8	12.9	
	PH300G2C-4KUL1	29.7	5970	20370	1320	4.52	55/400	310	9.8	12.9	
	PH310G2C-4KUL	30.8	6135	20933	1370	4.48	55/400	310	9.8	12.9	
M3	PH400G2CS-4MUL	39.8	8095	27620	1800	4.50	55/400	354	9.8	16.2	
	PH420M3CS-4MUL	42.0	8500	29002	1925	4.42	60/400	381	9.8	16.2	
	PH430M3CS-4MUL1	42.6	8655	29531	1985	4.36	65/400	381	9.8	16.2	
SQ	PH450M3CS-4MUL1	45.1	9140	31186	2100	4.35	60/400	381	9.8	16.2	
	HSQ440V1VMU	43.6	8920	30435	1960	4.55	60/400	381	9.8	16.2	
	HSQ450V1VMU	43.6	9015	30759	2050	4.40	60/400	381	9.8	16.2	▲

备注: 带▲的产品为正在开发的产品
Remarks: "▲" are being developed

1.5HP 超高效定速压缩机

1.5HP HIGH EFFICIENCY FIX-SPEED COMPRESSOR

- 1、高效电磁钢板结合优化的磁路计算, 确保超高效压缩机电机设计;
- 2、超高效泵体。

1. USE EFFICIENT ELECTROMAGNETIC STEEL SHEETS COMBINED WITH OPTIMIZED MAGNETIC CIRCUIT COMPUTATION, ACHIEVING ULTRA-EFFICIENT DESIGN OF COMPRESSOR MOTOR;
2. ULTRA-EFFICIENT MECHANICAL STRUCTURE.



R22定速空调压缩机

R22 AIR-CONDITIONER COMPRESSOR

系列 Series	代表机型 Typical Model	排量 Displ. (cc)	制冷量 Cooling Capacity (W) (Btu/h)	功率 Power (W)	能效比 COP (W/W)	电容 Capacitor (μ F/V)	压缩机高度 Compressor Height (mm)	排气管内径 Discharge Pipe ID (mm)	回气管内径 Suction Pipe ID (mm)	备注 Remark
--------------	-----------------------	----------------------	--	--------------------	---------------------	---------------------------------	------------------------------------	------------------------------------	----------------------------------	--------------

R22

1 ϕ -50Hz-230V

测试条件: GX Test Condition: GX

系列	代表机型	排量	制冷量	功率	能效比	电容	压缩机高度	排气管内径	回气管内径	备注
SM	HSM190S1VFT	19.2	3735 12744	853	4.38	35/370	300	8.1	12.9	
	HSM195S1VFT	19.7	3810 13000	870	4.38	35/370	300	8.1	12.9	
	HSM200S1VFT	20.1	3895 13290	895	4.35	35/370	300	8.1	12.9	
M2	PH190M2A-7FTL	18.9	3780 12897	855	4.42	40/370	292	8.2	12.9	
	HSF280S1VKPA	28.1	5590 19073	1205	4.64	45/370	320	9.8	12.9	
SF	HSF285S2VFP	28.6	5690 19414	1250	4.55	45/370	320	9.8	12.9	
	HSF290S1VKPA	29.0	5790 19755	1245	4.65	45/370	320	9.8	12.9	
	HSG265S1VKT	26.4	5360 18288	1165	4.60	40/400	310	9.8	12.9	
SG	HSG275S1VKT	27.5	5585 19056	1200	4.65	40/400	310	9.8	12.9	
	HSG280S1VKT	28.5	5695 19431	1225	4.65	40/370	310	9.8	12.9	
	HSG290S1VKU	29.0	5905 20148	1270	4.65	40/370	310	9.8	12.9	
	HSG340S1VMU	34.0	6915 23594	1510	4.58	45/400	310	9.8	16.2	
G2	PH300G2C-7KUL	29.8	5980 20404	1300	4.60	55/400	310	9.8	12.9	
	PH360G2C-7MUL	36.0	7255 24754	1585	4.58	55/400	324	9.8	16.2	

测试条件: ASH Test Condition: ASH

系列	代表机型	排量	制冷量	功率	能效比	电容	压缩机高度	排气管内径	回气管内径	备注
SM	HSM185S2UFT	18.7	3245 11072	1055	3.08	35/370	300	8.1	12.9	
	HSM205S1UFT	20.5	3540 12078	1105	3.20	40/370	300	8.1	12.9	
G2	PH360G2C-7MU	36.0	6425 21922	1935	3.32	60/400	324	9.8	16.2	
SG	HSG370S1UMU	37.0	6655 22707	1960	3.40	45/400	324	9.8	16.2	

宽电压机种 WIDE VOLTAGE 1 ϕ -50Hz-220V

测试条件: ASH Test Condition: ASH

系列	代表机型	排量	制冷量	功率	能效比	电容	压缩机高度	排气管内径	回气管内径	备注
M2	PH210M2A-4FTSH	20.9	3785 12914	1215	3.12	45/370	293	8.1	12.9	
	PH215M2A-4FTSH	21.4	3885 13256	1245	3.12	45/400	293	8.1	12.9	
G2	PH290G2C-4FTSH	28.7	5170 17640	1655	3.12	60/400	324	9.8	12.9	

T3空调压缩机

T3 AIR-CONDITIONER COMPRESSOR

系列 Series	代表机型 Typical Model	排量 Displ. (cc)	制冷量 Cooling Capacity (W) (Btu/h)	功率 Power (W)	能效比 COP (W/W)	电容 Capacitor (μ F/V)	压缩机高度 Compressor Height (mm)	排气管内径 Discharge Pipe ID (mm)	回气管内径 Suction Pipe ID (mm)	备注 Remark
--------------	-----------------------	----------------------	--	--------------------	---------------------	---------------------------------	------------------------------------	------------------------------------	----------------------------------	--------------

R22

1 ϕ -50Hz-220/240V

测试条件: ASH Test Condition: ASH

系列	代表机型	排量	制冷量	功率	能效比	电容	压缩机高度	排气管内径	回气管内径	备注
M2	PH200M2A-4FTS1	19.9	3555 12130	1095	3.25	35/370	292	8.2	12.9	
	PH310M2AS-4KTS1	31.0	5620 19175	1755	3.20	50/370	348	9.8	12.9	
SF	HSF210V1SFT	20.9	3680 12556	1115	3.30	35/370	314	8.1	12.9	
SG	HSG290V1TKT	29.0	5200 17742	1520	3.42	45/400	310	9.8	12.9	
	HSG310V1TKT	30.9	5540 18902	1630	3.40	45/400	324	9.8	12.9	
	HSG330V1TKT	33.1	5935 20250	1735	3.42	45/400	324	9.8	12.9	▲
	HSG340V1TKT	34.1	6115 20864	1800	3.40	45/400	310	9.8	12.9	▲
G2	HSG360V1TFT	35.9	6435 21956	1905	3.38	60/400	324	9.8	12.9	▲
	PH400G2CS-4KTS1	39.8	7080 24157	2250	3.15	60/400	354	9.8	12.9	
	PH420G2CS-4KTS1	42.3	7540 25726	2370	3.18	60/400	354	9.8	12.9	
	PH440G2CS-4KTS1	43.5	7685 26221	2500	3.07	60/400	354	9.8	12.9	

1 ϕ -50Hz-230V

测试条件: ASH Test Condition: ASH

系列	代表机型	排量	制冷量	功率	能效比	电容	压缩机高度	排气管内径	回气管内径	备注
G2	PH290G2C-7KTS	28.7	5105 17418	1525	3.35	60/400	310	9.8	12.9	
	PH420G2CS-7KTS	42.3	7525 25675	2390	3.15	65/400	354	9.8	12.9	

1 ϕ -60Hz-230V

测试条件: ASH Test Condition: ASH

系列	代表机型	排量	制冷量	功率	能效比	电容	压缩机高度	排气管内径	回气管内径	备注
M2	PH185M2A-3FTS1	18.5	4050 13819	1245	3.25	40/370	292	8.2	12.9	
	PH240M2A-3FTS1	24.0	5260 17947	1740	3.02	40/370	292	8.2	12.9	
	PH260M2AS-3KTS2	26.1	5680 19380	1765	3.22	40/400	333	9.8	12.9	
	PH280M2AS-3KTS1	27.9	6085 20762	2025	3.00	40/400	333	9.8	12.9	
G2	PH260G2C-3KTS3	26.1	5690 19414	1670	3.41	60/400	305	9.8	12.9	
SG	HSG300N1TKT	29.8	6410 21871	1860	3.45	45/400	310	9.8	12.9	
	HSG310N1TKT	30.9	6645 22673	1925	3.45	45/400	310	9.8	12.9	▲
	HSG330N1TKT	33.1	7120 24293	2080	3.42	60/400	310	9.8	12.9	▲
	HSG340N1TMT	34.0	7310 24942	2135	3.42	60/400	310	9.8	16.2	▲

R410A

1 ϕ -50Hz-220/240V

测试条件: ASH Test Condition: ASH

系列	代表机型	排量	制冷量	功率	能效比	电容	压缩机高度	排气管内径	回气管内径	备注
SM	ASM140V1SFT	13.9	3500 11942	1200	2.92	40/370	290	8.1	12.9	▲
SF	ASF180V1SKT	18.0	4535 15473	1460	3.11	50/400	340	9.8	12.9	
	ASF190V1SFVB	19.1	4820 16446	1585	3.04	45/400	314	8.1	12.9	
SG	ASG180V1SKT	18.0	4540 15490	1455	3.12	55/400	310	9.8	12.9	
	ASG185V1SKT	18.6	4670 15934	1470	3.18	55/400	310	9.8	12.9	
	ASG205V1SKT	20.5	5155 17589	1620	3.18	55/400	310	9.8	12.9	
	ASG235V1SKT	23.5	5910 20165	1875	3.15	60/400	344	9.8	12.9	
	ASG250V1SKT	25.1	6310 21530	2005	3.15	60/400	344	9.8	12.9	
G2	PA185G2CS-4KTM1	18.6	4585 15644	1525	3.01	55/400	310	9.8	12.9	
	PA250G2CS-4KTM2	25.1	6285 21444	2060	3.05	60/400	344	9.8	12.9	
SQ	ASQ290V1SMP	29.0	7265 24788	2305	3.15	60/400	380	9.8	16.2	▲
	ASQ310V1SMP	30.9	7770 26511	2490	3.12	60/400	380	9.8	16.2	▲
TG	ATG310V1SMP	30.7	7795 26597	2600	3.00	65/400	380	9.8	16.2	▲
TQ	ATQ360V1SMP	36.6	9250 31561	3065	3.02	80/400	405	9.8	16.2	
	ATQ420V1SMT	41.9	10500 35826	3525	2.98	90/400	405	12.9	16.2	▲

T3空调压缩机

T3 AIR-CONDITIONER COMPRESSOR

系列 Series	代表机型 Typical Model	排量 Displ. (cc)	制冷量 Cooling Capacity (W) (Btu/h)	功率 Power (W)	能效比 COP (W/W)	电容 Capacitor (μ F/V)	压缩机高度 Compressor Height (mm)	排气管内径 Discharge Pipe ID (mm)	回气管内径 Suction Pipe ID (mm)	备注 Remark
--------------	-----------------------	----------------------	--	--------------------	---------------------	---------------------------------	------------------------------------	------------------------------------	----------------------------------	--------------

R410A

1 ϕ -50Hz-230V

测试条件: ASH Test Condition: ASH

M2	PA150M2A-7FST1	15.0	3745	12778	1240	3.02	35/400	303	9.8	12.9	
G2	PA180G2CS-7KTM	18.0	4510	15388	1430	3.15	55/400	310	9.8	12.9	▲
	PA250G2CS-7KUM	25.1	6320	21564	2095	3.02	60/400	345	9.8	12.9	
SG	ASG210S1SMU	21.0	5300	18084	1655	3.20	60/400	310	9.8	16.2	
	ASG240S1SMT	23.8	6050	20643	1950	3.10	45/400	310	9.8	16.2	
	ASG280S1SMU	28.0	7058	24083	2205	3.20	60/400	310	9.8	16.2	
SQ	ASQ300S1SMT	30.0	7540	25726	2415	3.12	60/400	380	9.8	16.2	
	ASQ330S1SMT	33.0	8465	28883	2840	2.98	70/400	380	9.8	16.2	▲

1 ϕ -60Hz-230V

测试条件: ASH Test Condition: ASH

SF	ASF150N1SKT	14.9	4510	15388	1420	3.18	50/100	340	8.1	12.9	▲	
	ASF155N1SKT	15.5	4660	15900	1465	3.18	50/100	340	8.1	12.9		
	ASF160N1SETB	16.0	4890	16685	1540	3.18	50/400	314	8.1	12.9		
	ASF165N1SETB	16.5	5040	17196	1585	3.18	50/400	314	8.1	12.9		
	ASF170N1SETB	17.0	5195	17725	1635	3.18	50/400	314	8.1	12.9		
SG	ASG180N1SKT	18.0	5450	18595	1715	3.18	40/400	310	9.8	12.9	▲	
	ASG185N1SKT	18.6	5645	19261	1775	3.18	40/400	310	9.8	12.9	▲	
	ASG190N1SKT	19.1	5795	19773	1820	3.18	40/400	310	9.8	12.9		
	ASG195N1SKT	19.6	5935	20250	1865	3.18	40/400	310	9.8	12.9		
	ASG200N1SKT	20.2	6120	20881	1925	3.18	40/400	310	9.8	12.9	▲	
	ASG205N1SKT	20.5	6210	21189	1955	3.18	45/400	310	9.8	12.9	▲	
	ASG210N1SKT	21.1	6390	21803	2010	3.18	45/400	310	9.8	12.9	▲	
	ASG215N1SKT	21.4	6480	22110	2040	3.18	45/400	310	9.8	12.9	▲	
	ASG235N1SKT	23.5	7115	24276	2260	3.15	45/400	310	9.8	12.9		
	ASG240N1SMP	23.8	7215	24908	2270	3.15	40/400	310	9.8	16.2		
	ASG250N1SMP	25.1	7600	25931	2415	3.15	60/400	344	9.8	16.2		
	TG	ATG330V1SMP	32.7	8280	28251	2815	2.94	65/400	380	9.8	16.2	▲

3 ϕ -50Hz-380V

测试条件: ASH Test Condition: ASH

TQ	ATQ420Y1TMT	41.9	10470	35724	3490	3.00	-	405	9.8	16.2	▲
----	-------------	------	-------	-------	------	------	---	-----	-----	------	---

备注: 带▲的产品为正在开发的产品
Remarks: "▲" are being developed

T3空调压缩机

T3 AIR-CONDITIONER COMPRESSOR

系列 Series	代表机型 Typical Model	排量 Displ. (cc)	制冷量 Cooling Capacity (W) (Btu/h)	功率 Power (W)	能效比 COP (W/W)	电容 Capacitor (μ F/V)	压缩机高度 Compressor Height (mm)	排气管内径 Discharge Pipe ID (mm)	回气管内径 Suction Pipe ID (mm)	备注 Remark
--------------	-----------------------	----------------------	--	--------------------	---------------------	---------------------------------	------------------------------------	------------------------------------	----------------------------------	--------------

R410A

T3单缸变频 T3 DC Inverter Single Cylinder

测试条件: SEER60 Test Condition: SEER60

SN	ASN108D22TFZ	10.8	3270	11157	850	3.85	-	250	8.1	9.8	
	ASN140D35TFZ	14.0	4175	14245	1085	3.85	-	260	8.1	9.8	

T3双缸变频 T3 DC Inverter Twin Cylinder

测试条件: SEER60 Test Condition: SEER60

TM	ATM180D67TMT	17.6	5225	17828	1405	3.72	-	300	9.8	16.2	▲
	ATM240D67TMT	24.0	7225	24652	1925	3.75	-	300	9.8	16.2	▲
TF	ATF235D22TMT	23.5	7135	24345	1970	3.62	-	333	9.8	16.2	
	ATF250D43TMT	25.0	7635	26051	2090	3.65	-	333	9.8	16.2	▲
	ATF310D43TMT	30.8	9490	32380	2600	3.65	-	333	9.8	16.2	
	ATF400D64SMV	39.8	12285	41916	3365	3.65	-	355	9.8	16.2	▲
TQ	ATQ420D1TMU	41.5	12960	44220	3485	3.72	-	406	9.8	16.2	
	ATQ420D1TNUA	41.9	12980	44288	3460	3.75	-	406	9.8	16.2	▲

备注: 带▲的产品为正在开发的产品
Remarks: "▲" are being developed

高效、静音中东向T3专用变频压缩机

T3 DC INVERTER COMPRESSOR FOR MIDDLE EAST

- 1、机械部和电机部结构优化及材料升级, 满足中东极端高温环境, 确保产品的可靠性;
- 2、高频率转速运行, 低频12rps稳定上油, 高频120rps极速制冷。

1. STRUCTURAL OPTIMIZATION AND MATERIAL UPGRADE OF THE MECHANICAL PARTS, MEETING THE EXTREME HIGH TEMPERATURE ENVIRONMENTS IN MIDDLE EAST AND ENSURING THE 0 PRODUCT FAULT;
2. HIGH FREQUENCY OPERATION, STABLE LUBRICANT SUPPLY AT LOW FREQUENCY OF 12HZ, AND SWIFT REFRIGERATION AT HIGH FREQUENCY OF 120HZ.



除湿用压缩机

DEHUMIDIFIER COMPRESSOR

系列 Series	代表机型 Typical Model	排量 Displ. (cc)	制冷量 Cooling Capacity (W) (Btu/h)	功率 Power (W)	能效比 COP (W/W)	电容 Capacitor (μ F/V)	压缩机高度 Compressor Height (mm)	排气管内径 Discharge Pipe ID (mm)	回气管内径 Suction Pipe ID (mm)	备注 Remark
--------------	-----------------------	----------------------	--	--------------------	---------------------	---------------------------------	------------------------------------	------------------------------------	----------------------------------	--------------

R410A

1 ϕ -60Hz-115V

测试条件: GX Test Condition: GX

系列	代表机型	排量	制冷量	功率	能效比	电容	压缩机高度	排气管内径	回气管内径	备注
SK	ASK32E11VZDX	3.2	1030	3514	290	3.55	25/370	210	6.53	▲
	ASK43E11VZDX	4.3	1380	4709	375	3.68	35/370	210	6.53	▲
	ASK56E11VZDX	5.6	1865	6363	488	3.82	40/370	235	6.53	▲
	ASK68E11VZZX	6.8	2330	7950	605	3.85	45/250	240	6.53	
SN	ASN84E12VBDB1	8.3	2820	9622	685	4.12	50/250	250	8.1	9.8
	ASN86E11VBD1	8.6	2970	10134	725	4.10	50/250	248	8.1	9.8

测试条件: ASH Test Condition: ASH

系列	代表机型	排量	制冷量	功率	能效比	电容	压缩机高度	排气管内径	回气管内径	备注
SK	ASK34E14UZDX	3.4	990	3378	380	2.61	25/250	210	6.53	9.8
SN	ASN71E11UZDX1	7.1	2140	7302	708	3.02	45/250	242	8.1	9.8
	ASN71E11UZDT1	7.1	2140	7302	708	3.02	45/250	242	6.53	9.8

R410A

1 ϕ -50Hz-220V

测试条件: GX Test Condition: GX

系列	代表机型	排量	制冷量	功率	能效比	电容	压缩机高度	排气管内径	回气管内径	备注
SK	ASK32V11VZDX	3.2	825	2815	258	3.20	15/370	210	6.53	9.8
	ASK40V13VZDX	4.0	1090	3719	319	3.42	15/370	220	6.53	9.8
	ASK46V13VZDX	4.6	1272	4340	359	3.54	15/370	220	6.53	9.8

测试条件: ASH Test Condition: ASH

系列	代表机型	排量	制冷量	功率	能效比	电容	压缩机高度	排气管内径	回气管内径	备注
SN	ASN76V13UZDX1	7.6	1910	6517	655	2.92	20/370	242	6.53	9.8
	ASN86V1UZDA1	8.6	2190	7472	750	2.92	25/370	252	8.1	9.8
	ASN89V1UZDA1	8.9	2270	7745	778	2.92	25/370	252	8.1	9.8

R410A

1 ϕ -60Hz-230V

测试条件: ASH Test Condition: ASH

系列	代表机型	排量	制冷量	功率	能效比	电容	压缩机高度	排气管内径	回气管内径	备注
SK	ASK31N12UZZX	3.1	860	2934	355	2.42	15/370	220	6.53	9.8
	ASK37N12UZZX	3.7	1045	3566	405	2.58	15/370	220	6.53	9.8

R410A

单缸变频 DC Inverter Single Cylinder

测试条件: SEER60 Test Condition: SEER60

系列	代表机型	排量	制冷量	功率	能效比	电容	压缩机高度	排气管内径	回气管内径	备注
SK	ASK89D53UEDF	8.9	2670	9110	688	3.88	-	257	6.53	9.8

R134a

1 ϕ -50Hz-220V 1 ϕ -60Hz-115V

测试条件: ASH Test Condition: ASH

系列	代表机型	排量	制冷量	功率	能效比	电容	压缩机高度	排气管内径	回气管内径	备注
SK	JSK64V16UZH	6.4	735	2508	288	2.55	15/370	183	6.53	6.53

备注: 带▲的产品为正在开发的产品
Remarks: "▲" are being developed

制冷量测试条件

REFRIGERATING CAPACITY TEST CONDITION

机种系列 Compressor Series	定速机种 Fixed-Frequency			直流变频 DC Inverter
测定电源 Test Power Source				专用变频器,60rps时 Inverter Driving at 60rps
测试条件 Test Condition	ARI	GX	ASH	SEER60
冷凝温度 Condensing Temp. °C	54.4	46.0	54.4	42.3
过冷液温度 Liquid Temp. °C	46.1	41.0	46.1	34.3
蒸发温度 Evaporating Temp. °C	7.2	10.0	7.2	2.7
吸气温度 Suction Temp. °C	18.3	18.0	35.0	12.8
环境温度 Ambient Temp. °C	35.0	35.0	35.0	35.0
排气温度 Discharge Temp. °C			85.0	
备注 Remarks	■	●	◆	输入功率包含 变频器功率 Includ. Inverter Power
	<ul style="list-style-type: none"> ● 对应高效产品 For high efficiency products ◆ 强制空冷 Forced Air Cooling ☆ ASH冷冻冷藏专用测试工况 ASH refrigeration test condition ▲ 热泵热水专用机种测试工况 Testing conditions for special heat-pump water heater compressor 			



压缩机标准包装

COMPRESSOR STANDARD PACKAGE

依据运输要求，分为出口包装和内销包装，分别见右图：
We have export and domestic package types, see the right pictures

20英尺集装箱=20箱
20-foot container=20Boxes



箱体尺寸 Package Dimensions		1	2	3	4	5	6	7	8	9	10	11	12	13	14	
箱体尺寸 (Domestic) (英寸)	L(m)	1,144(1,100)	1,144(1,100)	1,144(1,100)	1,144(1,100)	1,144(1,100)	1,144(1,122)	1,144(1,122)	1,144(1,122)	1,144(1,122)	1,144(1,122)	1,144(1,122)	1,144(1,122)	1,144(1,122)	1,144(1,122)	
	W(m)	1,108(1,100)	1,108(1,100)	1,108(1,100)	1,108(1,100)	1,108(1,100)	1,108(1,086)	1,108(1,086)	1,108(1,086)	1,108(1,086)	1,108(1,086)	1,108(1,086)	1,108(1,086)	1,108(1,086)	1,108(1,086)	
	H(m)	0.794-1.052	0.758-0.798	0.947-1.034	0.762-0.85	0.834-0.854	0.977-1.031	0.834-0.852	0.748-0.838	0.746-0.796	0.8-0.848	0.748-0.852	0.76-0.988	0.736-1.05	0.83-0.977	
重量 (Domestic) (kg)	30-108 SK	120/737-863														
	76-150 SN		80/717-817													
	45-108 SN			120/929-1169												
	89-215 SM(φ150)				80/700-1084											
	103-220 SM(φ176)					60/642-822										
	55-108 GOC						120/995-1145									
	125-215 G1(φ150)							80/839-1079								
	130-195 G1(φ176)								60/757-823							
	82-180 X1(φ150)									80/789-1047						
	108-180 X1(φ176)										60/727-799					
	79-130 M1(φ150)											80/695-1015				
	108-130 MIC												60/556-733			
	110-210 S1(φ150)													80/751-847		
	130-340 X2/M2														60/846-1152	
	251-530 X3															48/905-1270
	180-440 G2															48/852-1068

注：重量一栏为包装机组的毛重范围，以上数据仅供参考。(单位：千克)
Note: Gr. Wt. The range of Gross Weight is the weight when packing models, the above data could only be used as a reference; Unit: kg.
本资料中数据如有变更，恕不通知。
Data can be subject to change without notice.

压缩机标准附件

COMPRESSOR ACCESSORIES

标准附件 Accessories	内保护器定速机种 Internal OLP Fixed-frequency Model	外保护器定速机种 External OLP Fixed-frequency Model	对应变频机种 AC/DC Inverter Model	
			需感温器 Needing thermal sensor	不需感温器 No thermal sensor
端子罩 Terminal Cover				
端子垫片 Terminal Packing				
端子螺母 Terminal Nut				
端子螺母垫片 Terminal Nut Washer				
外置保护器 External OLP				
感温器 Thermal Sensor				
橡胶垫 Rubber Cushion (3 Purchase)				

联系我们 CONTACT US

广东美芝制冷设备有限公司

地址：广东佛山市顺德区大良顺峰山工业区

邮编：528333

电话：+86-757-22329000

传真：+86-757-22297514

网址：www.gmcc-welling.com

GUANGDONG MEIZHI COMPRESSOR CO.,LTD.

Address: Shunfengshan Industrial Development

Zone, Shunde, Guangdong, P.R.China

Postcode: 528333

Tel: +86-757-22329000

Fax: +86-757-22297514

www.gmcc-welling.com

GMCC 印度技术中心

GMCC TECHNOLOGY R & D CENTER

Address: Ground floor, Plot No. 657,

Pace City - 2, Sector-37, Gurgaon

Phone: +91 9650978944

Contact: Sam Lee

E-mail: xu.li@chinagmcc.com